

Vaajlugkub rua Mivnyuas Yau  
Nthuav Tawm



Ntuj  
Ceebtsheej,  
Vaajtsww  
lub Tsev  
kws Zoo  
Nkauj heev



Tug Sau yog: Edward Hughes

Tug Kus Dluab yog: Lazarus

Tug Hloov yog: Sarah S.

Tug Txhais yog: Andy Yang

Tug Tsim yog: Bible for Children  
[www.M1914.org](http://www.M1914.org)

©2013 Bible for Children, Inc.

Ntawv Tso Cai: Koj muaj cai muab zaaj  
nuav kaij lossis luam, tsuav yog koj tsi  
xob muab muag xwb.



Thaum Yexus ua neej nyob huv lub  
nplajteb nuav Nwg qha Nwg  
cov thwjtim txug Ntuj  
Ceebtsheej. Nwg  
muab hu ua "Kuv  
Txiv Lub Tsev",  
hab qha has



tas muaj ntau lub tsev-luj heev.



Lub tsev-luj yog ib lub tsev  
kws luj-luj hab zoo nkauj heev.

Ntuj Ceebtsheej luj  
tshaaj hab zoo  
nkauj tshaaj le  
txhua lub tsev



huv nplajteb nuav.



Yexus has tas, "Kuv moog tu chaw  
tog koj. Hab yog Kuv moog tu chaw  
tog koj, Kuv yuav rov lug dlua hab  
coj koj moog  
nrug Kuv  
nyob."



Yexus yeej moog rua sau Ntuj  
Ceebtsheej lawm tag, tomqaab Nwg  
sawv huv qhovtuag lug.



Thaum Nwg cov thwjt看 saib ntsoov  
Nwg, ib tauv fuab lug coj Yexus  
moog ntawm puab lub qhovmuag  
lawm.



Txij le thaum ntawd lug, cov Ntseeg  
Yexus ncu ntsoov Yexus cov lug  
cogtseg tas Nwg yuav rov  
lug coj puab. Yexus  
has tas Nwg yuav  
rov lug sai sai,  
thaum yug



NRUG TUG  
TSWV NYOB

tsi npaaj.





Tab sis cov Ntseeg  
kws tuag uantej Nwg  
rov lug nes?



NRUG TUG  
TSWV NYOB



Vaajlugkub qha has tas puab ncaaj  
nraim moog nrug Yexus nyob.


Thaum peb ncaim lub cev  
nuav ces yog peb  
moog nrug tug  
Tswv nyob.



NRUG TUG  
TSWV NYOB





Tshwmsim, phoo ntawv kawg huv  
phoo Vaajlugkub, qha peb tas Ntuj  
Ceebtsheej zoo npaum le caag.



Qhov kws zoo tshaaj plawg le yog  
tas, Ntuj Ceebtsheej yog Vaajtswv  
lub tsev. Vaajtswv nyob txhua qhov

tabsis Nwg lub  
zwmtxwv yog  
nyob Ntuj  
Ceebtsheej.



Tej Timtswv hab lwm yaam  
kws nyob sau ntuj  
pehawm Vaajtswv  
sau Ntuj Ceebtsheej.



Vaajtswv cov tuabneeg  
txhua tug kws tuag hab  
moog nyob sau Ntuj  
Ceebtsheej lawm  
los ua  
tuabyaam  
hab.



Puab hu nkauj  
tshwjxeb qhuas  
Vaajtswv.



Nuav yog tej lu lug  
ntawm ib zaaj nkauj  
kws puab hu:





KOJ YOG TUG KWS  
TSIMNYOG VIM KOJ  
LUG TXHWV PEB  
RUA VAAJTSWV  
LUG ...




... NTAWM KOJ COV NTSHA AV  
TAWM NTAWM  
TXHUA TSA AV  
TU ABNEEG HAB  
TXHUA ...



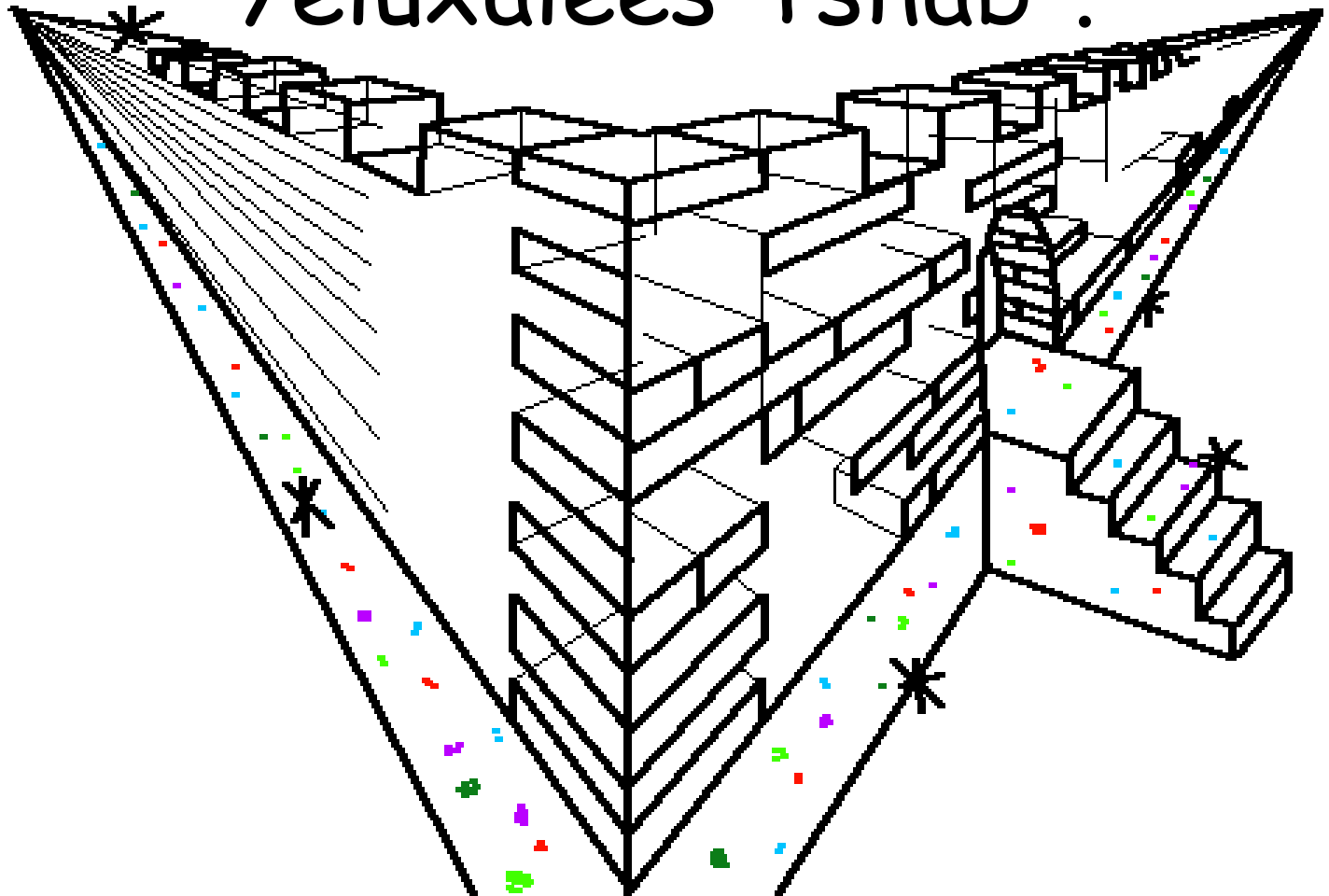
... LUB TEBCHAWS HAB  
MUAB PEB TSAA  
UA VAAJNTXWV  
HAB UA ...



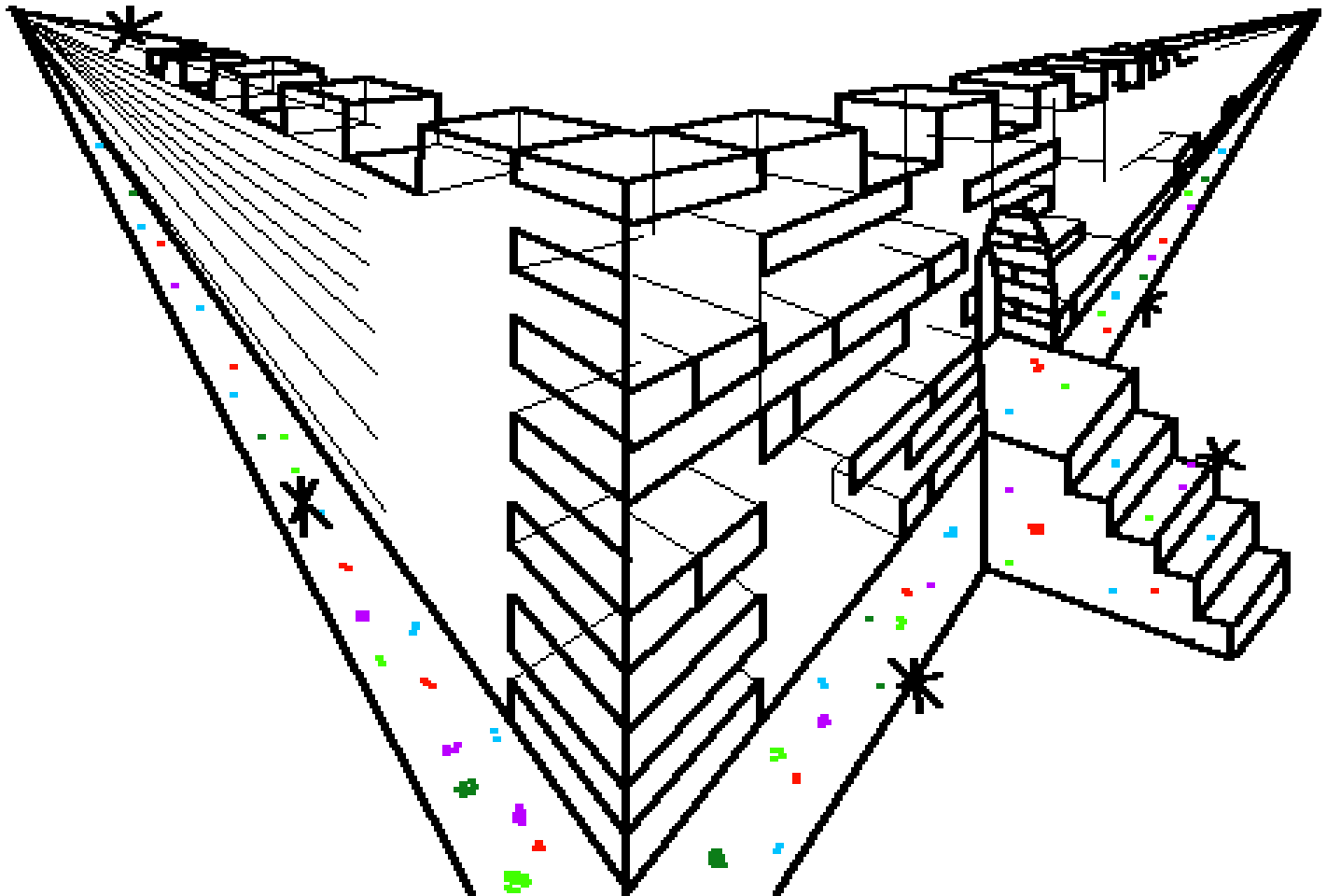
... POVTHAWJ RUA PEB  
TUG VAAJT SWV.  
(Tshwmsim 5:9)



Nplooj ntawv kawg huv phoo  
Vaajlugkub qha has tas Ntuj  
Ceebtsheej yog "Lub Nroog  
Yeluxalees Tshab".

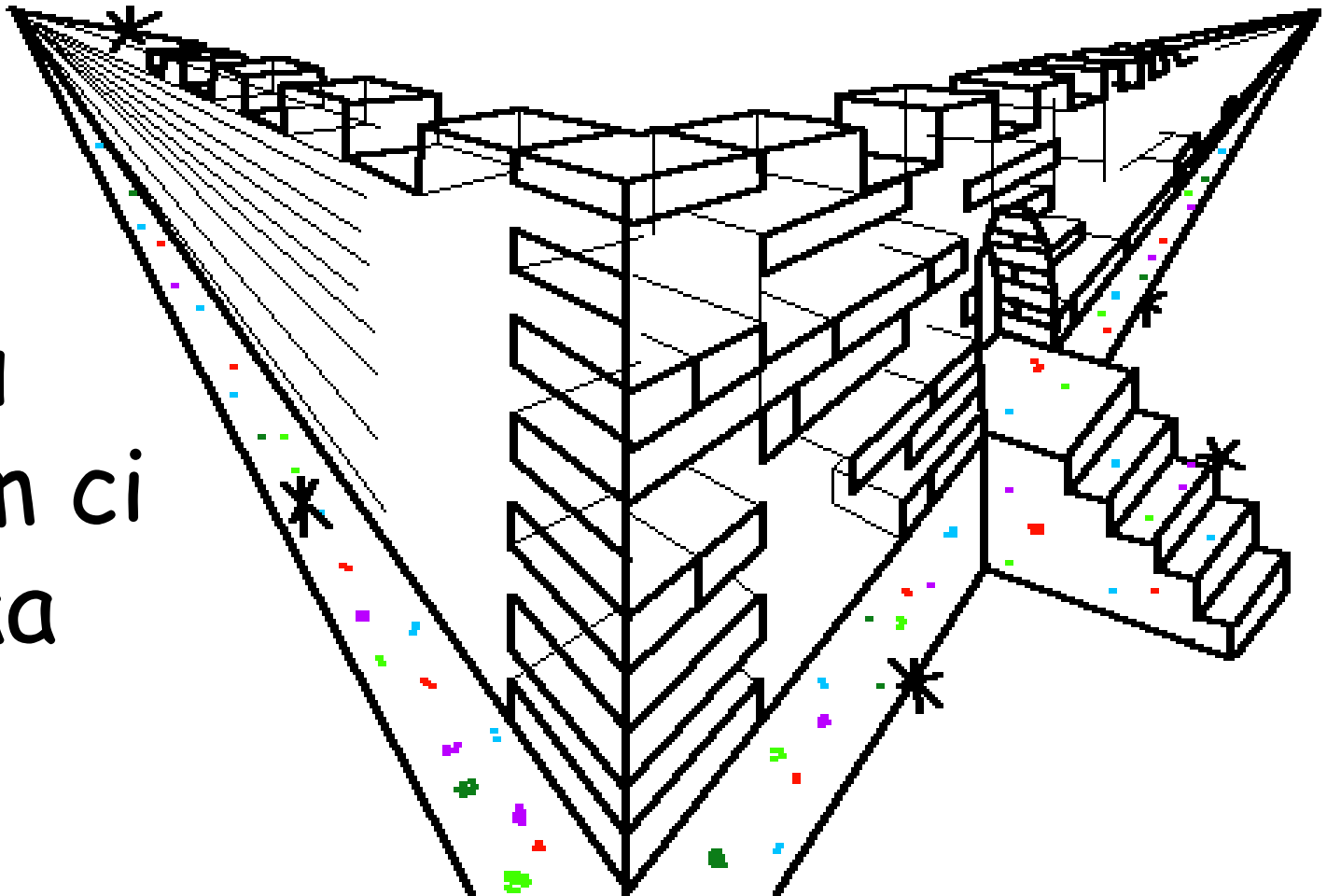


Nwg luj luj heev, hab muaj lub ntsaa  
yeej sab sab nyob saab nrau.

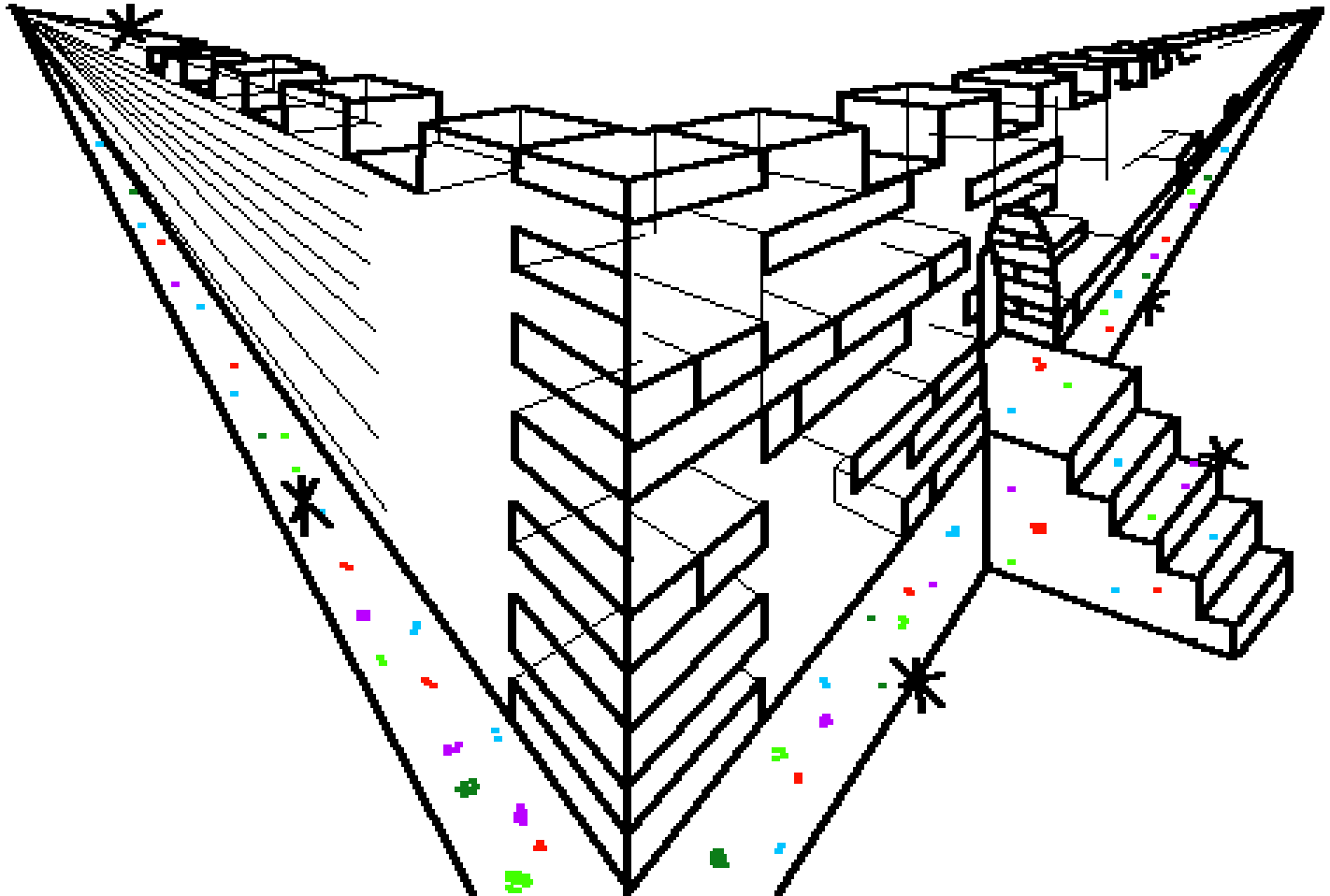


Lub taw ntsaa yeej yog xuas qai  
zeb ci ci hab manixaus kws pum kev  
tshaab plawg lug tsim, muaj xim

ntau  
yaam ci  
ntsaa  
ab.



Txhua lub roojvaag yog siv ib lub  
hlaws luj luj lug ua!





Cov roojvaag hlaws ntawd yeej tsi  
kaw le. Ca peb moog rua huv hab  
saib muaj dlaabtsi ... UAB!



Huv nruab nrog Ntuj Ceebtsheej  
mas tseem zoo nkauj tshaaj hab.

Lub nroog yog siv kub lug ua, zoo le  
dclaim av. Tej  
kev los yog  
siv kub lug




ua hab.




Muaj ib tug dlej cawm sav ntshab  
si hab zoo nkauj heev ndlwg tawm  
ntawm Vaajtswv lub zwmtxwv lug.



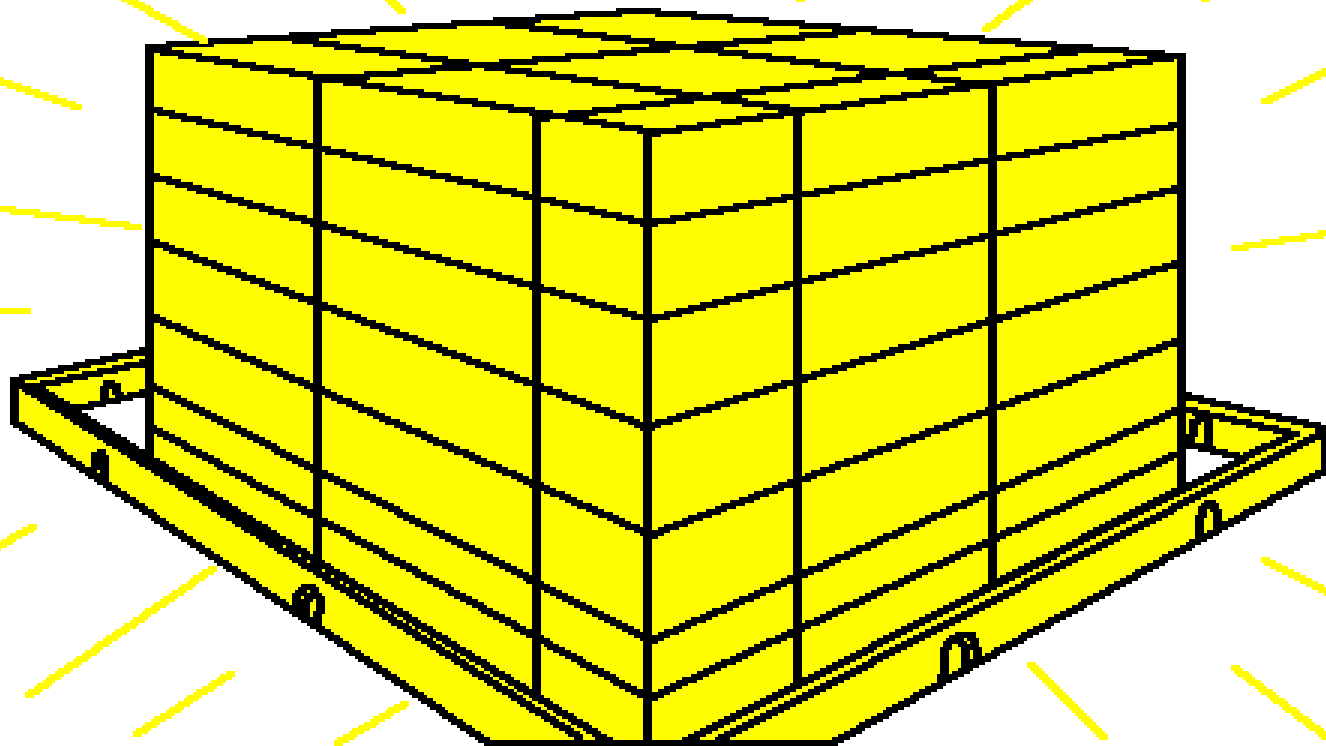
Nyob ob saab ntug dlej muaj tsob  
ntoo kws muaj txujsa, kws xwb  
tshwm nyob huv lub Vaaj Edees.  
Tsob ntoo nuav tshwjxeb heev.




Nwg txi kaub-ob hom ntxiv, ib hlis txi ib hom. Hab cov nplooj ntawm tsob ntoo muaj txujsa nuav yog siv lug khu txhua tsaav tuabneeg tej kev mobnkeeg.




Ntuj Ceebtsheej tsi taag muaj  
lub nub lossis lub hli lug ci pumkev.  
Vaajtswv lub fwjchim ci ntsaa ab ua  
pumkev zoo nkauj heev. Nwg tsi  
muaj mo ntuj ntawd le.



Txawm tej tsaj huv Ntuj  
Ceebtsheej los txawv hab. Tej  
tsaj puavleej tsi qus hab nyam  
tuabneeg. Maa hab yaaj noj  
zaub uake.




Tug nam tsuv ntxhuav kws muaj  
zug heev los noj nroj zoo le tug nyuj.  
VAAJT SWV has tas, "Puab yuav tsi  
tum lossis sisrhuav huv Kuv lub roob  
kws dlawbhuv."







Thaum peb saib ncigleeg, peb pum  
has tas Ntuj Ceebtsheej tseem tsi  
muaj ntau  
yaam.



Tsi muaj leejtwg has lug nyaum  
nyaum le. Tsi muaj leejtwg sibntaus  
lossis  
muabhlub.



Tej qhovrooj tsi muaj yumsij xauv,  
vim tsi muaj tubsaab nyob sau Ntuj  
Ceebtsheej.



Tsi muaj leejtwg dlaag, tua  
tuabneeg, ua dlaab, lossis  
lwm hom  
tuabneeg  
phem.




Tsi muaj kev txhum ib yaam dlaabtsi  
huv Ntuj Ceebtsheej le.




Nrug Vaajtswv nyob  
huv Ntuj Ceebtsheej  
mas tsi lug kua muag  
ntxiv le lawm. Muaj  
ntau zag Vaajtswv cov  
tuabneeg huv nplajteb  
nuav quaj vim muaj kev  
tusab ntau yaam.



Huv Ntuj Ceebtsheej,  
Vaajtswv yuav so  
txhua tug lub kua  
muag huv tuabsi.




Huv Ntuj Ceebtsheej tsi muaj kev  
tuag le hab. Vaajtswv cov tuabneeg  
yuav nrug tug  
Tswv nyob  
moog ib  
txhis.






Tsi muaj kev tusab, tsi muaj kev  
quaj, tsi muaj mob mob. Tsi muaj  
mob, tsi tuag,  
tsi muaj  
nteeg  
tuag.



Txhua tug huv Ntuj Ceebtsheej  
muaj kev zoo sab moog ib txhis nrug  
Vaajtswv.



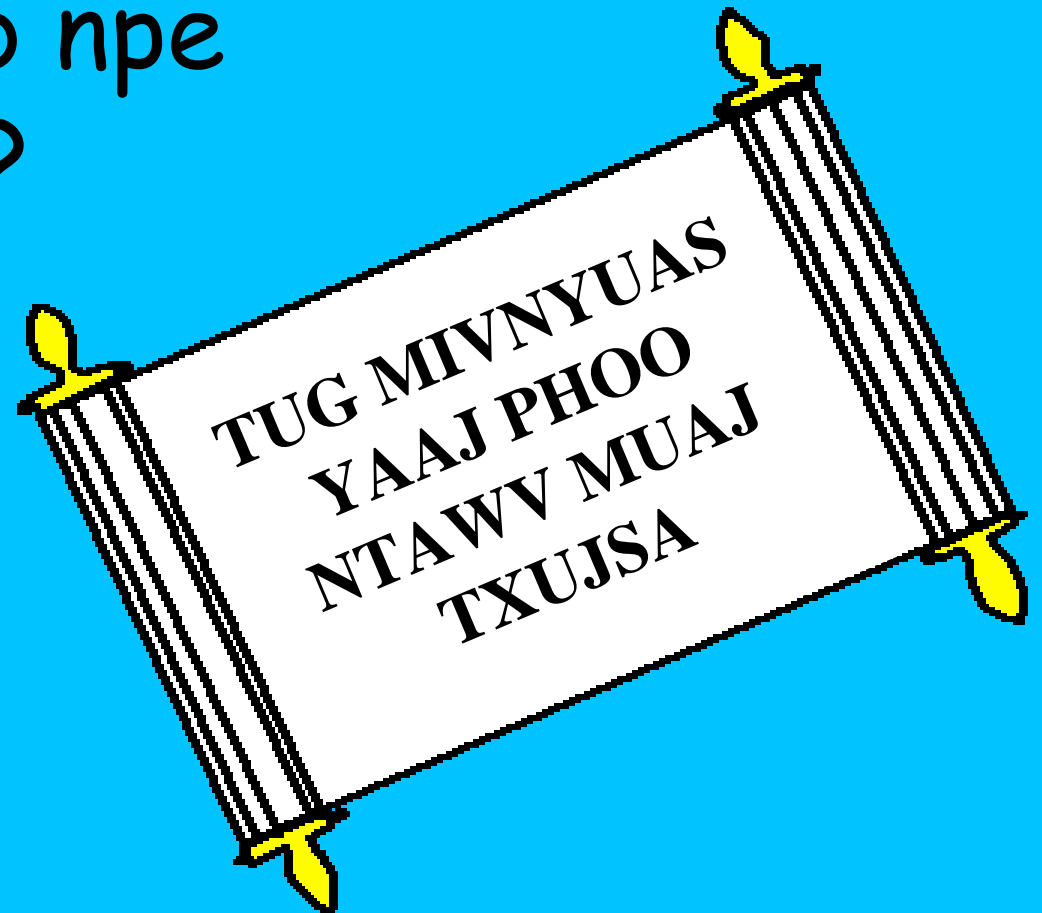
Qhov zoo tshaaj plawg yog, Ntuj  
Ceebtsheej yog tsim rua cov mivtub  
hab mivntxhais (hab cov laug hab)  
kws tub txais Yexus Khetos  
ua puab tug Cawmseej  
hab coj lawv  
le Nwg has  
hab ua puab  
tug Tswv.



Huv Ntuj Ceebtsheej muaj ib phoo  
ntawv kws hu ua tug Mivnyuav Yaaj  
Phoo Ntawv Muaj Txujisa. Muaj  
tuabneeg tej npe ntau  
ntau nyob rua huv.



Koj puas paub leejtwg lub npe txhaj  
le sau nyob rua huv. Txhua tug  
tuabneeg kws ca sab rua  
Yexus. Koj lub npe  
puas nyob huv?




Lu lug xaus huv phoo Vaajlugkub has  
ntsig txug Ntuj Ceebtsheej yog ib  
cov lug caw kws zoo kawg le.




"Vaaj Ntsujplig hab tug Nkauj  
Nyaab has tas, 'Ca le lug ntawm  
nuav!' Txhua tug kws nov ca le has

tas 'Ca  
le lug  
ntawm  
nuav!



Tug kws nqhes dlej ca le lug ntawm  
nuav. Tug kws xaav haus ca le lug  
txais cov dlej cawm txujsa moog

haus  
dlawb  
dlo  
xwb."





Ntuj Ceebtsheej, Vaajtswv lub  
Tsev kws Zoo Nkauj heev

Ib zaaj huv Vaajtswv Txujlug,  
phoo Vaajlugkub,

yog nyob rua huv

Yuhaas 14, 2 Kauleethaus 5,  
Tshwmsim 4, 21, 22

"Lub chaw rua Koj cov Lug nkaag kws muaj  
teeb ci." Ntawv Nkauj 119:130



Qhov Xaus



Zaaj Vaajlugkub nuv qha peb txug peb tug Vaajtswv  
zoo kawg nkaus kws tsim peb hab Nwg xaav kuam  
koj paub Nwg.

Vaajtswv paub has tas peb tau ua ntau yaam phem,  
kws Nwg hu ua kev txhum. Txuj kev rau txim rua  
kev txhum yog kev tuag, tabsis Vaajtswv hlub koj  
kawg le kws Nwg xaa Nwg tuableeg Tub, Yexus, lug  
tuag sau ib tug Ntoo Khaublig hab raug rau txim  
hloov koj txuj kev txhum. Tomqaab ntawd Yexus  
sawv rov lug muaj sa hab rov moog nyob nwg lub  
tsev sau Ntuj Ceebtsheej! Yog koj ntseeg Yexus  
hab thov kuam Nwg zaam koj tej kev txhum, Nwg  
yuav ua le ntawd! Nwg yuav lug nyob huv koj  
taamsim nuav, hab koj yuav nrug Nwg nyob  
moog le ib txhis.



Yog koj ntseeg has tas nuav yog qhov tseeb,  
ha le nuav rua Vaajtswv:

Aub Yexus, kuv ntseeg has tas Koj yog Vaajtswv,  
hab lug yug ua ib tug tuabneeg lug tuag hloov kuv  
tej kev txhum, hab nwgnuav Koj tseem muaj sa  
nyob. Thov Koj lug nyob huv kuv lub neej hab  
zaam kuv tej kev txhum, sub kuv txhaj le muaj  
txujsa tshab taamsim nuav, hab ib nub moog nrug  
Koj nyob moog ib txhis. Thov paab kuam kuv noog  
Koj lug hab ua neej rua Koj le Koj tug mivnyuas.  
Amees.

Nyeem phoo Vaajlugkub hab nrug Vaajtswv  
sibthaam txhua nub!

Yuhaas 3:16

