

Vaajlugkub rua Mivnyuas Yau Nthuav Tawm



Nau-es hab Dlejdlaag kws Luj Heev

Tug Sau yog: Edward Hughes

Tug Kus Dluab yog: Byron Unger; Lazarus

Tug Txhais yog: Andy Yang

Tug Hloov yog: M. Maillot; Tammy S.

Zaaj 3 ntawm 60

www.M1914.org


Bible for Children, PO Box 3, Winnipeg, MB R3C 2G1 Canada

Ntawv Tso Cai: Koj muaj cai muab zaaj nuav kaj lossis luam, tsuav yog koj tsi xob muab muag xwb.

Hmong Blue

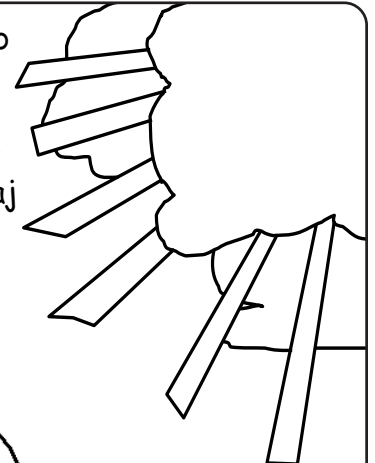
Nau-es yog ib tug
kws pehawm Vaajtswv.
Lwmleej lwmtug puavleej
ntxub hab tsi noog Vaajtswv
lug. Muaj ib nub, Vaajtswv
has ib yaam kws

txaus
ntshai
heev.



1

"Kuv yuav rhuav lub nplajteb
kws phemqas nuav kuas
puamtsuaj moog," Vaajtswv
has rua Nau-es. "Tsuas yog
koj tsev tuabneeg xwb txhaj
le yuav dlim."



2

Vaajtsv ceebtoom rua Nau-es has tas yuav muaj dlejdlag luj heev lug nyaab lub nplajteb. "Txua ib lub nkoj ntoo, ib lub nkoj kuam luj txaus koj tsev tuabneeg hab ntau ntau tug tsaj," Nau-es raug saamfwm.




3

Vaajtsv qha txhij txhua has tas yuav ua le caag rua Nau-es. Nau-es rau sab ntso ua!



4

Tejzag tuabneeg yuav luag Nau-es thaum nwg qha puab has tas vim le caag nwg txhaj le



txua nkoj. Nau-es rau sab ntso txua. Nwg xijpheej qha tuabneeg txug Vaajtsv hab. Tsi muaj leejtwg noog le.

5

Nau-es muaj kev ntseeg luj heev. Nwg ntseeg Vaajtsv txawm has tas naag tsi tau lug dlua ib zag le.



6

Tsi ntev tomqaab, lub nkoj npaaj txhij kws yuav ntim khoom rua huv lawm.




7

Zag nuav coj tej tsaj lug. Tej hom tsaj Vaajtsv coj xyaa khub, hab lwm hom tsaj ob khub. Noog luj noog miv, tsaj sab tsaj nqeg taug kev rua huv lub nkoj.




8

Tejzag tuabneeg yuav tshv
lug saib tsi taug rua Nau-es
thaum nwg muab tej tsaj
ntim rua huv.




9

Puab yeej tsi tso tseg
puab txuj kev ua txhum
tawmtsaam Vaajtsvw le.
Puab yeej tsi thov moog
nkaag rua huv
lub nkoj.



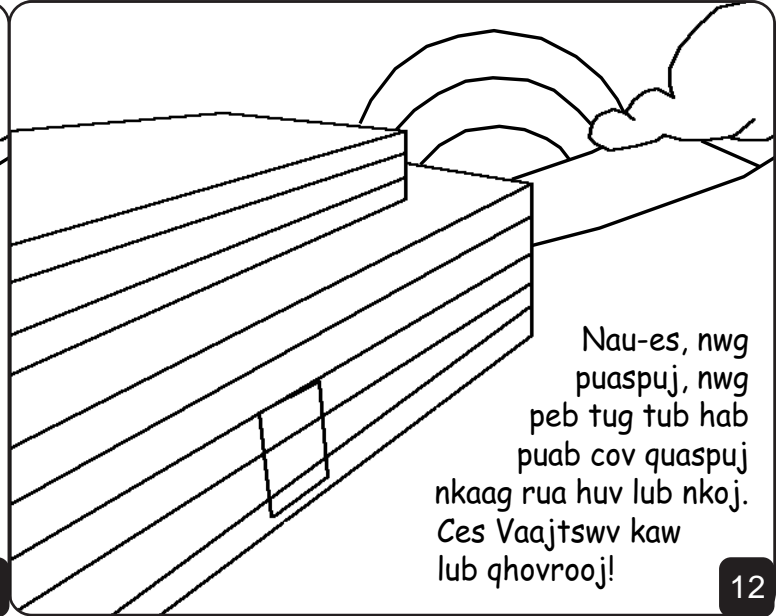
10

Thaum xaus,
taagnrho tej
tsaj hab noog
muab ntim taag
lawm. "Nkaag lug rua
huv lub nkoj," Vaajtsvw
caw Nau-es. "Koj hab
koj tsev tuabneeg."



11

Nau-es, nwg
puaspuj, nwg
peb tug tub hab
puab cov quaspuj
nkaag rua huv lub nkoj.
Ces Vaajtsvw kaw
lub qhovrooj!



12

Ces naag txawm
lug. Ib nthwv naag hlub
hlub lug nyaab lub nplajteb tau
plaubcaug nub plaubcaug mo.



13

Dlejdlag
nyaab tej nroog
hab tej zog. Thaum naag tu, tej
roobsab los dlej nyaab huvsi. Txhua
yaam kws ua paa tuag huvsi.

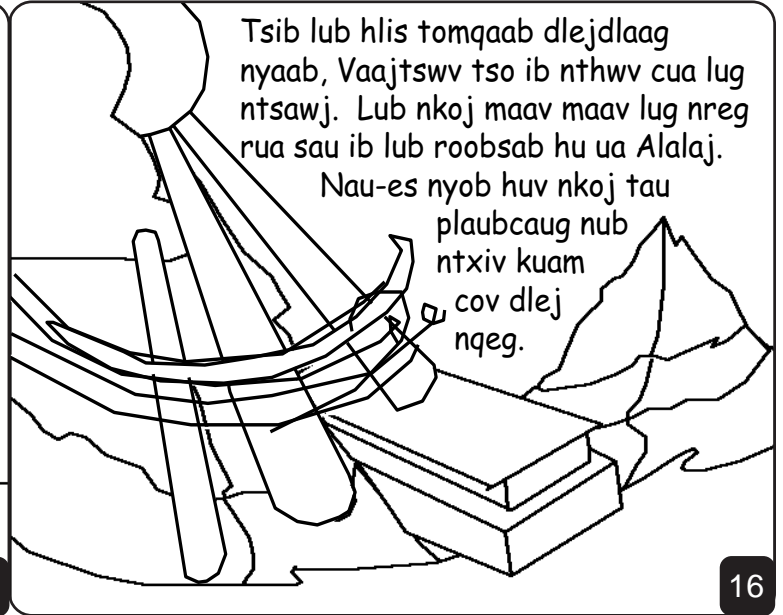


14



Thaum cov dlej fuam, lub nkoj ntaab sau nplaimdej. Tejzag huv plawv nkoj yuav tsaus, tejzag yuav ndlaas, hab tejzag yuav txaus ntshai hab. Tabsis lub nkoj tivthaiv Nau-es dlhau cov dlejdlag.

15



Tsib lub hlis tomqaab dlejdlag nyaab, Vaajtsv tso ib nthwv cua lug ntsawj. Lub nkoj maav maav lug nreg rua sau ib lub roobsab hu ua Alalaj. Nau-es nyob huv nkoj tau plaubcaug nub ntxiv kuam cov dlej nqeg.

16



Nau-es tso ib tug uab-laag hab ib tug nquab tawm huv lub qhovrais moog. Tug nquab nrhav tsi tau chaw qhuav tsaus hab rov lug rua Nau-es.

17




Ib lub limtam tomqaab, Nau-es rov ua dlua. Tug nquab kwv ib rev nplooj txiv ntoo roj mog mog ntawm nwg tug kawg ncauj rov lug. Lub limtam tomqaab Nau-es paub has tas lub nplajteb qhuav lawm vim tug nquab tsi rov lug lawm.

18



Vaajtsv qha rua Nau-es tas txug caij tawm huv lub nkoj lawm. Nau-es hab nwg tsev tuabneeg koomteg muab tej tsaj tso tawm.

19



Ntshai Nau-es yuav uatsaug heev le! Nwg teeb ib lub thaaj hab pehawm Vaajtsv Tug kws cawm nwg hab nwg tsev tuabneeg dlim ntawm cov nam dlejdlag kws qasntsuv.

20

Vaajtswv
cog ib yaam
lug zoo heev
rua Nau-es.

Nwg yuav tsi tso
dlejdlaag lug rau
txim rua tuabneeg
tej kev txhum ib
zag ntxiv le lawm.

21

Vaajtswv
tsim ib yaam
zoo heev lug
ua chaw ncu
txug Nwg txuj
kev coglug.

Tug dluab zaaj yog
lub cim rua Vaajtswv
txuj kev coglug.

22

Nau-es hab nwg
tsev tuabneeg
muaj chaw chivtshab
tomqaab dlejdlaag. Tomqaab
nuav, nwg cov xeebntxwv
fuamvaam puv
nplajteb.

Txhua haiv
tuabneeg huv
qaabntuj nuav yog
fuamvaam ntawm
Nau-es hab nwg cov
mivnyuas lug.

23

24

Nau-es hab Dlejdlaag kws Luj Heev

Ib zaaj huv Vaajtswv Txujlug,
phoo Vaajlugkub,

yog nyob rua huv

Chivkeeb 6-10

"Lub chaw rua Koj cov Lug nkaag kws muaj
teeb ci." Ntawv Nkauj 119:130

Vaajtswv paub has tas peb ua ntau yaam phem, kws Nwg hu
ua kev txhum. Txuj kev rau txim rua kev txhum yog kev tuag.

Vaajtswv hluv peb kawg le kws Nwg xaa Nwg Leejtub, Yexus,
lug tuag sau tug Ntoo Khaublig hab them peb lub txim.

Yexus sawv rov lug muaj sa hab rov moog sau Ntuj
Ceebtsheej! Nwgnuav Vaajtswv muaj peevxwm
zaam tau peb tej kev txhum.

Yog koj xaav tsiv tawm ntawm koj tej kev txhum, has le
nuav rua Vaajtswv: Aub Vaajtswv, kuv ntseeg has tas Yexus
tuag txhvw kuv hab nwgnuav tseem muaj sa nyob. Thov Koj
lug nyob huv kuv lub neej hab zaam kuv tej kev txhum, sub
kuv txhaj le muaj txujsa tshab, hab ib nub moog nrug Koj
nyob moog ib txhis. Thov paab kuam kuv ua neej rua
Koj le Koj tug mivnyuas.

Nyeem phoo Vaajlugkub hab nrug Vaajtswv
sibthaam txhua nub!