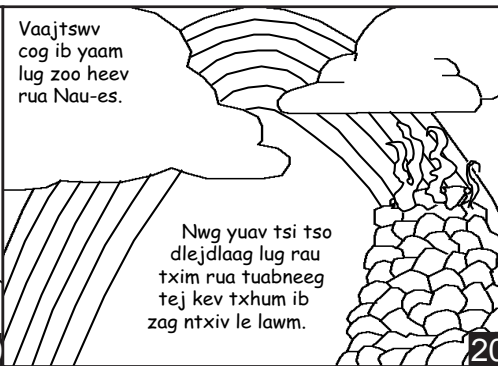


Ntshai Nau-es yuav uatsaug heev le! Nwg teeb ib lub thaaj hab pehawm Vaajtswv Tug kws cawm nwg hab nwg tsev tuabneeg dlim ntawm cov nam dlejdlag kws qasntsauv.

19



Vaajtswv cog ib yaam lug zoo heev rua Nau-es.

Nwg yuav tsi tso dlejdlag lug rau txim rua tuabneeg tej kev txhum ib zag ntxiv le lawm.


20



Vaajtswv tsim ib yaam zoo heev lug ua chaw ncu txug Nwg txuj kev coglug.

Tug dluab zaaj yog lub cim rua Vaajtswv txuj kev coglug.

21




Nau-es hab nwg tsev tuabneeg muaj chaw chivtshab tomqaab dlejdlag. Tomqaab nuav, nwg cov xeebntxwv fuamvaam puv nplajteb.

22



Nau-es hab Dlejdlag kws Luj Heev



Txhua haiv tuabneeg huv qaabntuj nuav yog fuamvaam ntawm Nau-es hab nwg cov mivnyuas lug.

23

Nau-es hab Dlejdlag kws Luj Heev
 Ib zaaj huv Vaajtswv Txujlug, phoo Vaajlugkub,
 yog nyob rua huv
 Chivkeeb 6-10

"Lub chaw rua Koj cov Lug nkaag kws muaj teeb ci." Ntawv Nkauj 119:130

Tug Sau yog Edward Hughes
 Tug Kus Dluab yog Byron Unger; Lazarus

Tug Txhais yog Andy Yang
 Tug Hloov yog M. Maillot; Tammy S.

Zaaj 3 ntawm 60

M1914.org

Bible for Children, PO Box 3, Winnipeg MB R3C 2G1 Canada

Ntawv Tso Cai: Koj muaj cai muab zaaj nuav kaij lossis luam, tsuav yog koj tsi xob muab muag xwb.

Vaajtswv paub has tas peb ua ntau yaam phem, kws Nwg hu ua kev txhum. Txuj kev rau txim rua kev txhum yog kev tuag.

Vaajtswv hlub peb kawg le kws Nwg xaa Nwg Leejtub, Yexus, lug tuag sau tug Ntoo Khaublig hab them peb lub txim. **Yexus sawv rov lug muaj sa** hab rov moog sau Ntuj Ceebtsheej! Nwgnuav Vaajtswv muaj peevxwm zaam tau peb tej kev txhum.

Yog koj xaav tsiv tawm ntawm koj tej kev txhum, has le nuav rua Vaajtswv: Aub Vaajtswv, kuv ntseeg has tas Yexus tuag txhwv kuv hab nwgnuav tseem muaj sa nyob. Thov Koj lug nyob huv kuv lub neej hab zaam kuv tej kev txhum, sub kuv txhaj le muaj txujsa tshab, hab ib nub moog nruv Koj nyob moog ib txhis. Thov paab kum kuv ua neej rua Koj le Koj tug mivnyuas.

Nyeem phoo Vaajlugkub hab nruv Vaajtswv sibthaam txhua nub!

Hmong Blue



Nau-es yog ib tug kws pehawm Vaajtswv. Lwmleej lwmtug puavleej ntxub hab tsi noog Vaajtswv lug. Muaj ib nub, Vaajtswv has ib yaam kws txaus ntshai heev.

1



"Kuv yuav rhuav lub nplajteb kws phemqas nuav kuas puamtsuaj moog," Vaajtswv has rua Nau-es. "Tsuas yog koj tsev tuabneeg xwb txhaj le yuav dlim."

2

Vaajtsv ceebtoom rua Nau-es has tas yuav muaj dlejdlag luj heev lug nyaab lub nplajteb. "Txua ib lub nkoj ntoo, ib lub nkoj kuam luj txaus koj tsev tuabneeg hab ntau ntau tug tsaj," Nau-es raug saamfwm.



3

Vaajtsv gha txhij txhua has tas yuav ua le caag rua Nau-es. Nau-es rau sab ntso ua!



4

Tejzag tuabneeg yuav luag Nau-es thaum nwg gha puab has tas vim le caag nwg txhaj le



5


txua nkoj. Nau-es rau sab ntso txua. Nwg xijpheej gha tuabneeg txug Vaajtsv hab. Tsi muaj leejtwg noog le.



6


Nau-es muaj kev ntseeg luj heev. Nwg ntseeg Vaajtsv txawm has tas naag tsi tau lug dlua ib zag le. Tsi ntev tomqaab, lub nkoj npaaj txhij kws yuav ntim khoom rua huv lawm.

Zag nuav coj tej tsaj lug. Tej hom tsaj Vaajtsv coj xyaa khub, hab lwm hom tsaj ob khub. Noog luj noog miv, tsaj sab tsaj nqeg taug kev rua huv lub nkoj.




7

Tejzag tuabneeg yuav tshvee lug saib tsi taug rua Nau-es thaum nwg muab tej tsaj ntim rua huv.

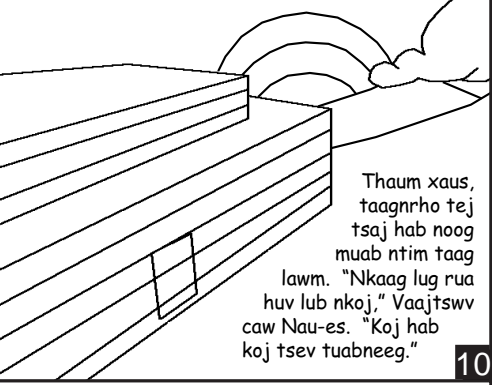


8

Puab yeej tsi tso tseg puab txuj kev ua txhum tawmtsam Vaajtsv le. Puab yeej tsi thov moog nkaag rua huv lub nkoj.

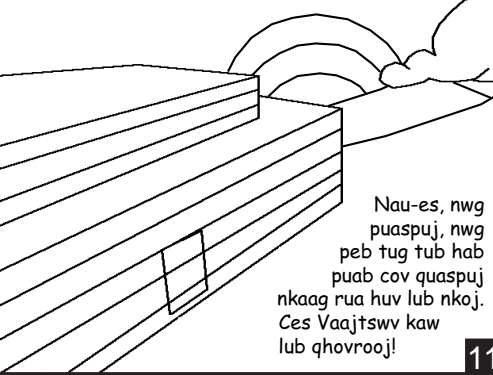


9



10

Thaum xaus, taagnrho tej tsaj hab noog muab ntim taag lawm. "Nkaag lug rua huv lub nkoj," Vaajtsv caw Nau-es. "Koj hab koj tsev tuabneeg."



11

Nau-es, nwg puaspuj, nwg peb tug tub hab puab cov quaspuj nkaag rua huv lub nkoj. Ces Vaajtsv kaw lub qhovrooj!



12

Ces naag txawm lug. Ib nthwv naag hlub lub lug nyaab lub nplajteb tau plaubcaug nub plaubcaug mo.



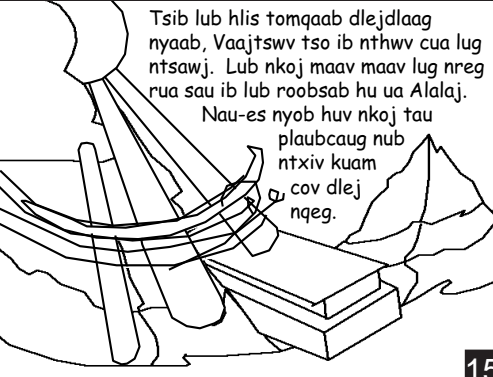
13

Dlejdlag nyaab tej nroog hab tej zog. Thaum naag tu, tej roobsab los dlej nyaab huvs. Txhua yaam kws ua paa tuag huvs.



14

Thaum cov dlej fuam, lub nkoj ntaab sau nplaimdej. Tejzag huv plawv nkoj yuav tsaus, tejzag yuav ndlaas, hab tejzag yuav txaus ntshai hab. Tabsis lub nkoj tivthav Nau-es dlhau cov dlejdlag.



15

Tsib lub hlis tomqaab dlejdlag nyaab, Vaajtsv tso ib nthwv cua lug ntsawj. Lub nkoj maav maav lug nreg rua sau ib lub roobsab hu ua Alalaj. Nau-es nyob huv nkoj tau plaubcaug nub ntxiv kuam cov dlej nqeg.



16

Nau-es tso ib tug uab-laag hab ib tug nquab tawm huv lub qhovrais moog. Tug nquab nrhav tsi tau chaw qhuav tsaws hab rov lug rua Nau-es.



17

Ib lub limtam tomqaab, Nau-es rov ua dlua. Tug nquab kws ib rev nplooj txiv ntoo roj mog mog ntwam nwg tug kawg ncauj rov lug. Lub limtam tomqaab Nau-es paub has tas lub nplajteb qhuav lawm vim tug nquab tsi rov lug lawm.



18

Vaajtsv gha rua Nau-es tas txug caij tawm huv lub nkoj lawm. Nau-es hab nwg tsev tuabneeg koomteg muab tej tsaj tso tawm.