

Vaajlugkub rua Mivnyuas Yau
Nthuav Tawm



Nau-es hab
Dlejdlaag kws
Luj Heev



Tug Sau yog: Edward Hughes

Tug Kus Dluab yog: Byron Unger; Lazarus

Tug Hloov yog: M. Maillot; Tammy S.

Tug Txhais yog: Andy Yang

Tug Tsim yog: Bible for Children
www.M1914.org

©2013 Bible for Children, Inc.


Ntawv Tso Cai: Koj muaj cai muab zaaj
nuav kaij lossis luam, tsuav yog koj tsi
xob muab muag xwb.



Nau-es yog ib
tug kws pehawm
Vaajtswv. Lwmleej
lwmtug puavleej

ntxub
hab
tsi

noog
Vaajtswv
lug.



Muaj ib nub,
Vaajtswv has ib
yaam kws txaus
ntshai heev.



"Kuv yuav rhuav
lub nplajteb kws
phemqas nuav kuas
puamtsuaj moog,"

Vaajtswv has
rua
Nau-es.



"Tsuas yog koj
tsev tuabneeg
xwb txhaj le
yuav dlim."



Vaajtswv ceebtoom rua
Nau-es has tas yuav muaj
dlejdlaag luj heev lug
nyaab lub nplajteb.

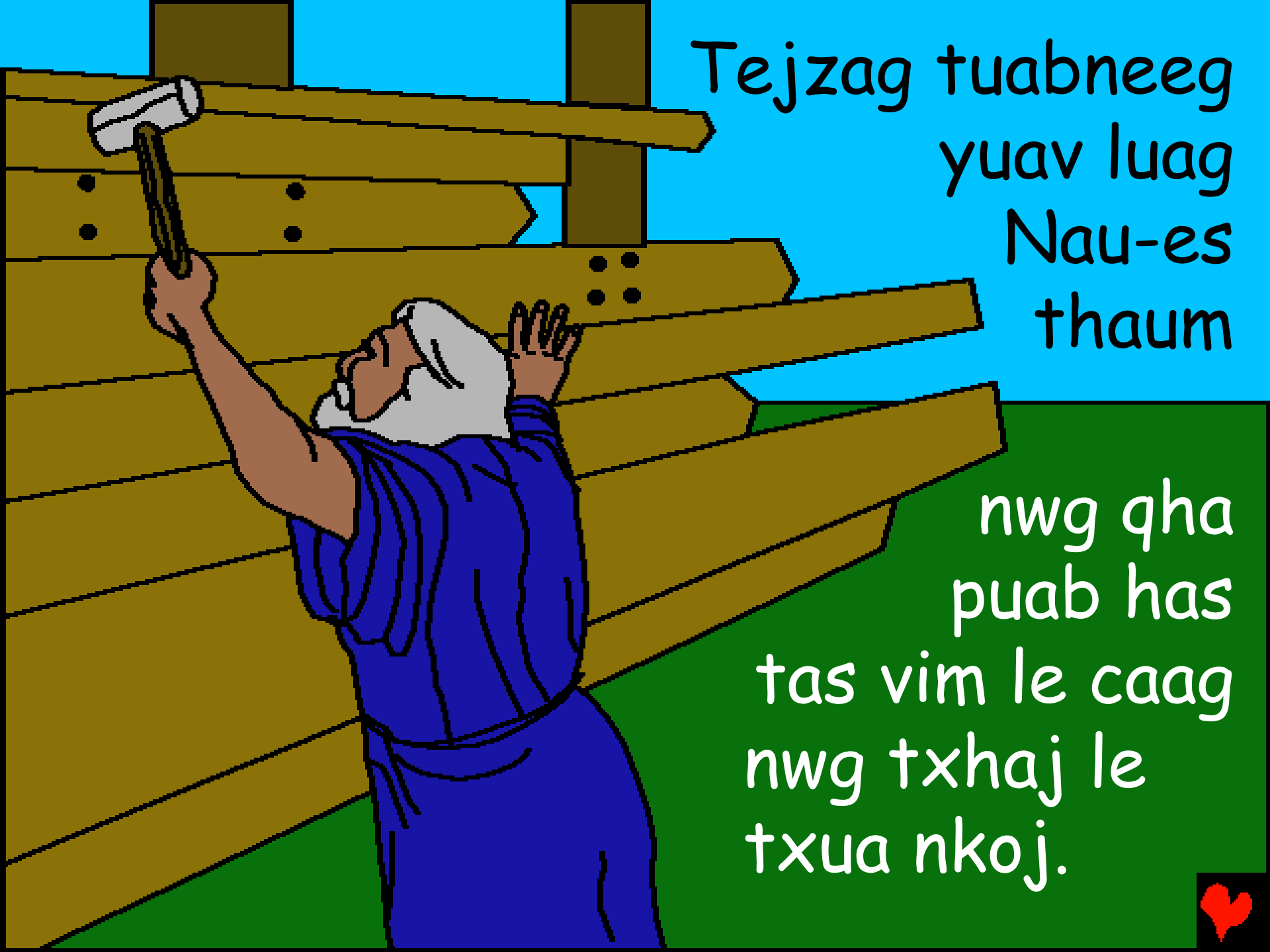


"Txua ib lub nkoj ntoo, ib lub
nkoj kuam luj txaus koj tsev
tuabneeg hab ntau ntau
tug tsaj," Nau-es raug
saamfwm.



Vaajtswv qha txhij txhua
has tas yuav ua le caag rua
Nau-es. Nau-es rau sab
ntso ua!





Tejzag tuabneeg
yuav luag
Nau-es
thaum

nwg qha
puab has
tas vim le caag
nwg txhaj le
txua nkoj.





Nau-es rau
sab ntso txua.
Nwg xijpheej
qha

tuabneeg
txug Vaajtsww
hab. Tsi muaj
leejtwg
noog le.



Nau-es muaj kev
ntseeg luj heev.




Nwg ntseeg
Vaajtswv txawm
has tas naag tsi
tau lug dlua ib
zag le.



Tsi ntev tomqaab,
lub nkoj npaaj
txhij kws yuav
ntim khoom rua
huv lawm.



Zag nuav coj tej tsaj lug. Tej hom
tsaj Vaajtswv coj xyaa khub, hab
lwm hom tsaj ob
khub.



Noog luj noog miv, tsaj sab tsaj
nqeg taug kev rua huv
lub nkoj.



Tejzag tuabneeg yuav tshev
lug saib tsi taug rua Nau-es
thaum nwg muab tej
tsaj ntim rua huv.



Puab yeej tsi tso tseg
puab txuj kev ua txhum
tawmtsaam Vaajtswv le.



Puab yeej
tsi thov moog
nkaag rua huv
lub nkoj.





Thaum
xaus,
taagnrho
tej tsaj hab
noog muab ntim
taag lawm.



"Nkaag lug rua huv lub nkoj,"

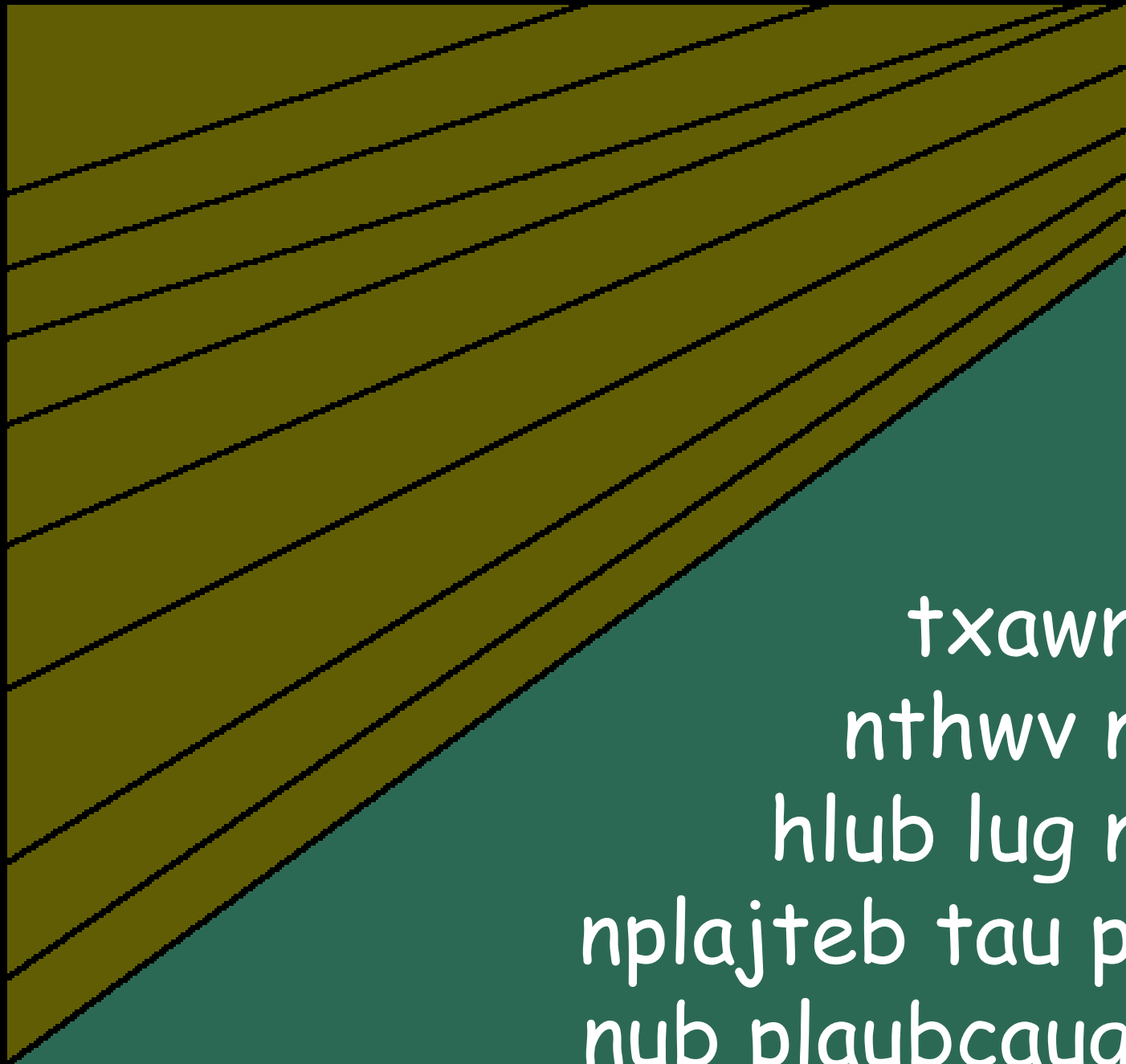
Vaajtswv
caw Nau-es.
"Koj hab koj
tsev tuabneeg."



Nau-es, nwg puaspuj,

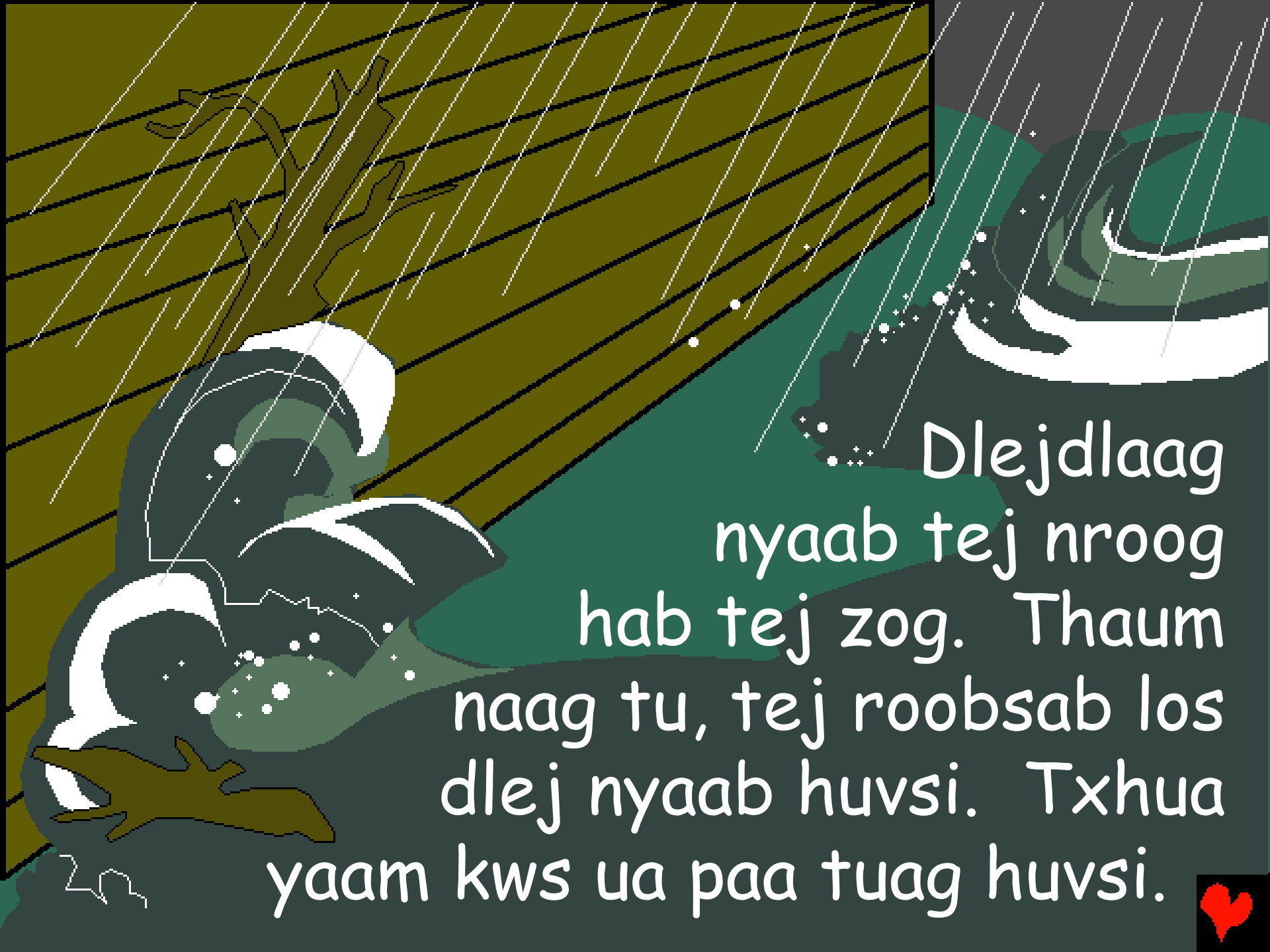
nwg peb
tug tub
hab puab
cov quaspuj
nkaag rua huv
lub nkoj. Ces
Vaajtswv kaw lub
qhovrooj!





Ces naag
txawm lug. Ib
nthwv naag hlub
hlub lug nyaab lub
nplajteb tau plaubcaug
nub plaubcaug mo.





Dlejdlaag
nyaab tej nroog
hab tej zog. Thaum
naag tu, tej roobsab los
dlej nyaab huvsi. Txhua
yaam kws ua paa tuag huvsi.



Thaum cov
dlej fuam, lub
nkoj ntaab sau
nplaimdlej.





Tejzag huv plawv
nkoj yuav tsaus,
tejzag yuav ndlaas,
hab tejzag yuav
txaus ntshai hab.
Tabsis lub nkoj
tivthaiv Nau-es
dlhau cov dlejdlaag.



Tsib lub hlis tomqaab
dlejdlaag nyaab, Vaajtsww
tso ib nthwv cua lug
ntsawj.



Lub nkoj maav maav
lug nreg rua sau ib lub
roobsab hu ua Alalaj.



Nau-es nyob huv nkoj
tau plaubcaug nub ntxiv
kuam cov dlej nqeg.



Nau-es tso ib tug uab-laag hab ib
tug nquab tawm huv lub qhovrais
moog. Tug nquab nrhav tsi tau chaw
qhuav tsaws hab rov lug rua Nau-es.





Ib lub limtam
tomqaab, Nau-es
rov ua dlua.





Tug nquab
kwv ib rev nplooj
txiv ntoo roj mog
mog ntawm nwg tug
kawg ncauj
rov lug.





Lub limtam
tomqaab Nau-es
paub has tas lub
nplajteb qhuav lawm
vim tug nquab tsi
rov lug lawm.



Vaajtswv qha rua Nau-es
tas txug caij tawm huv lub
nkoj lawm.



Nau-es hab nwg tsev tuabneeg
koomteg muab tej tsaj
tso tawm.



Ntshai Nau-es
yuav uatsaug
heev le!




Nwg teeb ib lub
thaaj hab pehawm
Tug kws cawm nwg

Vaajtswv
hab nwg tsev
tuabneeg dlim
ntawm cov nam
dlejdlaag kws
qasntsuav.




Vaajtsww
cog ib yaam
lug zoo heev
rua Nau-es.





Nwg yuav
tsi tso
dlejdlaag lug
rau txim rua


tuabneeg tej
kev txhum ib
zag ntxiv
le lawm.



Vaajtsww
tsim ib
yaam zoo
heev lug ua

chaw ncu
txug Nwg
txuj kev
coglug.






Tug dluab
zaaj yog
lub cim rua
Vaajtsww

txuj kev
coglug.

Nau-es hab
nwg tsev tuabneeg
muaj chaw chivtshab
tomqaab dlejdlaag.



Tomqaab
nuav, nwg
cov xeebntxwv
fuamvaam puv
nplajteb.



Txhua haiv
tuabneeg huv
qaabntuj nuav yog
fuamvaam ntawm
Nau-es hab

nwg

cov mivnyuas lug.



Nau-es hab Dlejdlaag kws Luj Heev

Ib zaaj huv Vaajtsww Txujlug,
phoo Vaajlugkub,

yog nyob rua huv

Chivkeeb 6-10

"Lub chaw rua Koj cov Lug nkaag kws muaj
teeb ci." Ntawv Nkauj 119:130



Qhov Xaus



Zaaj Vaajlugkub nuv qha peb txug peb tug Vaajtswv
zoo kawg nkaus kws tsim peb hab Nwg xaav kuam
koj paub Nwg.

Vaajtswv paub has tas peb tau ua ntau yaam phem,
kws Nwg hu ua kev txhum. Txuj kev rau txim rua
kev txhum yog kev tuag, tabsis Vaajtswv hlub koj
kawg le kws Nwg xaa Nwg tuableeg Tub, Yexus, lug
tuag sau ib tug Ntoo Khaublig hab raug rau txim
hloov koj txuj kev txhum. Tomqaab ntawd Yexus
sawv rov lug muaj sa hab rov moog nyob nwg lub
tsev sau Ntuj Ceebtsheej! Yog koj ntseeg Yexus
hab thov kuam Nwg zaam koj tej kev txhum, Nwg
yuav ua le ntawd! Nwg yuav lug nyob huv koj
taamsim nuav, hab koj yuav nrug Nwg nyob
moog le ib txhis.



Yog koj ntseeg has tas nuav yog qhov tseeb,
ha le nuav rua Vaajtswv:

Aub Yexus, kuv ntseeg has tas Koj yog Vaajtswv,
hab lug yug ua ib tug tuabneeg lug tuag hloov kuv
tej kev txhum, hab nwgnuav Koj tseem muaj sa
nyob. Thov Koj lug nyob huv kuv lub neej hab
zaam kuv tej kev txhum, sub kuv txhaj le muaj
txujsa tshab taamsim nuav, hab ib nub moog nrug
Koj nyob moog ib txhis. Thov paab kuam kuv noog
Koj lug hab ua neej rua Koj le Koj tug mivnyuas.
Amees.

Nyeem phoo Vaajlugkub hab nrug Vaajtswv
sibthaam txhua nub!

Yuhaas 3:16

