

Vaajlugkub rua Mivnyuas Yau  
Nthuav Tawm

Qhov Chiv ntawm  
Tuabneeg txuj kev  
Nyuajsab



Tug Sau yog: Edward Hughes

Tug Kus Dluab yog: Byron Unger; Lazarus

Tug Hloov yog: M. Maillot; Tammy S.

Tug Txhais yog: Andy Yang

Tug Tsim yog: Bible for Children  
[www.M1914.org](http://www.M1914.org)

©2013 Bible for Children, Inc.


Ntawv Tso Cai: Koj muaj cai muab zaaj nuav kaij lossis luam,  
tsuav yog koj tsi xob muab muag xwb.




VAAJTSWV TSIM TXHUA YAAM!

Thaum Vaajtswv tsim thawj tug  
tuaneeg, Adaas, nwg nyob rua huv  
lub vaaj Edees nrug nwg tug quaspuj,  
Evas. Obtug nyob kaajsab lug coj  
lawv le Vaajtswv has hab  
nyob ntawm Nwg xubndlag  
txug thaum  
muajib nub ...





“Puas yog  
Vaajtswv txwv kuam  
meh tsi xob noj txhua  
yaam ntxiv ntoo?” tug  
naab nug Evas. “Wb yeej noj tau txhua  
yaam txiv ntoo tshwj ib tso xwb,” tug  
quaspuj teb. “Yog has tas wb noj lossis  
kov tsob txiv ntawd, wb  
yuav tuag.” “Meh yuav  
tsi tuag,” tug naab  
luag chim ntsuav.





“Meb yuav zoo le  
Vaajtswv.” Evas  
txawm xaav noj  
tsob txiv ntawd.  
Nwg cale noog  
tug naab lug hab  
noj tsob txiv.

Tomqaab Evaas tsi noog Vaajtswv  
lug lawm nwg ntxag Adaas noj tsob  
txiv ntawd hab. Tsimnyog kws  
Adaas yuavtsum has tas,  
"Tsi yog! Kuv yuav  
tsi tawmtsaam  
Vaajtswv  
cov Lug."





Thaum Adaas  
hab Evas ua kev txhum lawm, obtug  
obleeg txawm paub has tas obtug labqaab.  
Obtug muab nplooj ntoo xaws ua dclaim npua,  
obtug muab lug npua hab tsivnkaum huv tej  
nrojtsuag tawm ntawm Vaajtswv lub xubndlag.




Thaum nub poobqho kws laaj quas  
ntxag Vaajtswv lug rua huv lub vaaj.  
Nwg tubyeej paub yaam kws Adaas  
hab Evas obtug ua lawm. Adaas lam  
Evas. Evas lam tug naab. Vaajtswv  
has tas, "Tug naab raug foom tsi  
zoo lawm. Tug quaspuj yuav  
mob plaab thaum  
yug mivnyuas."





“Adaas, vim rua qhov koj  
ua txhum lawm, thaaj aav  
raug foom tsi zoo kuam tuaj  
xuavpaug hab tuaj nroj. Koj  
yuav tau khwv txug lub fws  
nrug koj txhaj tau zaubmov  
noj txhua nub.”



Vaajtswv ntab Adaas hab  
Evas tawm huv lub vaaj kws  
zoo heev moog. Vim obtug ua  
txhum lawm, obtug raug cais  
tawm ntawm tug  
Vaajtswv kws  
muab tau  
txujsa.





Vaajtswv ua ib raab ntaaj  
nplaim suavtawg lug cais obtug  
tawm. Vaajtswv muab tawv tsaj  
lug ua rigtsho rua Adaas hab  
Evas naav. Vaajtswv  
muab cov tawv  
tsaj qhov  
twg lug?



Tsi ntev tomqaab, Adaas hab Evas obtug muaj tubki.  
Obtug thawj tug tub, Ka-ees, yog ib tug ua qoobloo.  
Obtug tug tub thib ob, Anpees, yog ib tug yug yaaj.



Muaj ib nub Ka-ees nqaa ib cov qoobloo tuaj fij rua  
Vaajtswv. Anpees nqaa nwg tej yaaj kws zoo tshaaj  
tuaj fij rua Vaajtswv. Vaajtswv txaus sab rua  
Anpees cov khoom fij.



Vaajtswv tsi txaus sab rua  
Ka-ees cov khoom fij. Ka-ees  
txawm npautawg heev. Tabsis  
Vaajtswv has tas, "Yog koj yeej  
ua qhov zoo, kuv yuav txais  
yuav koj xwb puas yog?"



Ka-ees txuj kev chim tsi tawm  
ntawm nwg le. Tsi ntev tomqaab  
thaum nyob nraag dclaim teb, nwg  
ntaus Anpees - hab tua nwg  
tuag lawm.



Vaajtswv lug has rua Ka-ees. "Koj tug kwv Anpees moog rua twg lawm?" "Kuv tsi paub," Ka-ees teb. "Kuv yog tug kws tsomkwv kuv tug kwv lov?" Vaajtswv rau txim rua Ka-ees kuam nwg tsi muaj peevxwm ua laj ua teb lawm hab kuam nwg ua ib tug tuabneeg ncig moog ncig lug.






Ka-ees tsiv tawm ntawm Vaajtswv  
lug xubndlag moog. Nwg yuav Adaas  
hab Evas ib tug ntxhais ua quaspuj.  
Obtug muaj tubki hab peevtsheej  
ua ib tsev tuabneeg.



Tomqaab nuav, Ka-ees cov  
xeebntxwv hab tub-xeebntxwv  
fuamvaam puv lub nroog kws  
nwg chiv muaj.



Tuab lug sijhawm ntawd, Adaas hab Evas  
tsev tuabneeg fuamvaam sai heev. Nyob  
rua tam ntawd, tuabneeg muaj sa nyob  
ntev dlua le nwgnav.



Thaum nwg tug tub Xej yug lug, Evas has tas,  
"Vaajtswv muab Xej lug hloov Anpees chaw."  
Xej yog ib tug tuabneeg ncaaj nceeg kws  
muaj noobnyoog 912 xyoos hab muaj  
mivnyuas coob.



Nyob huv lub nplajteb, tuabneeg ua phem luj zujzug ib tam dlhau ib tam. Txug thaum xaus, Vaajtswv txav txim sab muab tuabneeg ua kuam puamtsuaj moog hab ...



... txhua yaam tsaj hab noog.  
Vaajtswv tu sab kws Nwg tsim  
tuabneeg. Tabsis muaj ib tug  
tuabneeg ua rua Vaajtswv  
txaus sab ...



Tug tuabneeg nuav yog Nau-es. Yog Xej ib  
tug xeebntxwv, Nau-es yog ib tug ncaaj nceeg  
hab nwg yeej ibtxwm ua zoo taag nwg  
sim neej. Nwg nrug  
Vaajtswv taugkev  
uake.



Nwg qha kuam nwg peb tug tub ua  
lawv le Vaajtswv qha hab. Zag nuav  
Vaajtswv npaaj siv Nau-es lug ua ib  
yaam txawv hab zoo  
kawg nkaus le!





Qhov Chiv ntawm Tuabneeg txuj kev Nyuajsab

Ib zaaj huv Vaajtswv Txujlug,  
phoo Vaajlugkub,

yog nyob rua huv

Chivkeeb 3-6

"Lub chaw rua Koj cov Lug nkaag kws muaj  
teeb ci." Ntawv Nkauj 119:130



Qhov Xaus



Zaaj Vaajlugkub nuv qha peb txug peb tug Vaajtswv  
zoo kawg nkaus kws tsim peb hab Nwg xaav kuam koj paub Nwg.

Vaajtswv paub has tas peb tau ua ntau yaam phem, kws Nwg hu ua kev txhum. Txuj kev rau txim rua kev txhum yog kev tuag, tabsis Vaajtswv hlub koj kawg le kws Nwg xaa Nwg tuableeg Tub, Yexus, lug tuag sau ib tug Ntoo Khaublig hab raug rau txim hloov koj txuj kev txhum. Tomqaab ntawd Yexus sawv rov lug muaj sa hab rov moog nyob nwg lub tsev sau Ntuj Ceebtsheej! Yog koj ntseeg Yexus hab thov kuam Nwg zaam koj tej kev txhum, Nwg yuav ua le ntawd! Nwg yuav lug nyob huv koj taamsim nuav, hab koj yuav nrug Nwg nyob moog le ib txhis.

Yog koj ntseeg has tas nuav yog qhov tseeb, ha le nuav rua Vaajtswv: Aub Yexus, kuv ntseeg has tas Koj yog Vaajtswv, hab lug yug ua ib tug tuabneeg lug tuag hloov kuv tej kev txhum, hab nwg nuav Koj tseem muaj sa nyob. Thov Koj lug nyob huv kuv lub neej hab zaam kuv tej kev txhum, sub kuv txhaj le muaj txujsa tshab taamsim nuav, hab ib nub moog nrug Koj nyob moog ib txhis. Thov paab kuam kuv noog Koj lug hab ua neej rua Koj le Koj tug mivnyuas. Amees.

Nyeem phoo Vaajlugkub hab nrug Vaajtswv sibthaam txhua nub!  
Yuhaas 3:16

