


# Vaajlugkub rua Mivnyuas Yau Nthuav Tawm

## Qhov Chiv ntawm Tuabneeg txuj kev Nyuajsab



Tug Sau yog: Edward Hughes

Tug Kus Dluab yog: Byron Unger; Lazarus

Tug Txhais yog: Andy Yang

Tug Hloov yog: M. Maillot; Tammy S.

Zaaj 2 ntawm 60

[www.M1914.org](http://www.M1914.org)

*Bible for Children, PO Box 3, Winnipeg, MB R3C 2G1 Canada*

Ntawv Tso Cai: Koj muaj cai muab zaaj nuav kaj lossis luam, tsuav yog koj tsi xob muab muag xwb.

Hmong Blue

VAAJTSWV TSIM TXHUA  
YAAM! Thaum Vaajtswv tsim  
thawj tug tuaneeg, Adaas, nwg  
nyob rua huv lub vaaj Edees nrug  
nwg tug quaspuj, Evas.



1

Obtug nyob kaajsab lug koj lawv  
le Vaajtswv has hab nyob ntawm  
Nwg xubndlag txug thaum  
muajib nub ...



2



"Puas yog Vaajtswv txwv kuum meb tsi xob noj txhua yaam ntxiv ntoo?" tug naab nug Evas. "Wb yeej noj tau txhua yaam txiv ntoo tshwj ib tso xwb," tug quaspuj teb. "Yog has tas wb noj lossis kov tsob txiv ntawd, wb yuav tuag." "Meb yuav tsi tuag," tug naab luag chim ntsuav.

3




"Meb yuav zoo le Vaajtswv." Evas txawm xaav noj tsob txiv ntawd. Nwg cale noog tug naab lug hab noj tsob txiv.

4



Tomqaab Evaas tsi noog Vaajtswv lug lawm nwg ntxag Adaas noj tsob txiv ntawd hab. Tsimnyog kws Adaas yuavtsum has tas, "Tsi yog! Kuv yuav tsi tawmtsaam Vaajtswv cov Lug."

5



Thaum Adaas hab Evas ua kev txhum lawm, obtug obleeg txawm paub has tas obtug labqaab.

6



Obtug muab nplooj ntoo xaws ua dclim npua, obtug muab lug npua hab tsivnkaum huv tej nrojtsuag tawm ntawm Vaajtswv lub xubndlag.


7




Thaum nub poobqho kws laaj quas ntxag Vaajtswv lug rua huv lub vaaj. Nwg tubyeej paub yaam kws Adaas hab Evas obtug ua lawm. Adaas lam Evas. Evas lam tug naab.

8

Vaajtswv has tas, "Tug naab raug foom tsi zoo lawm. Tug quaspuj yuav yug minvyuas."  
 "Adaas, vim rua qhov koj ua txhum lawm, thaaj aav raug foom tsi zoo kuam tuaj xuavpaug hab tuaj nroj. Koj yuav tau khwv txug lub fws nrug koj txhaj tau zaubmov noj txhua nub."



9




Vaajtswv ntab Adaas hab Evas tawm huv lub vaaj kws zoo heev moog. Vim obtug ua txhum lawm, obtug raug cais tawm ntawm tug Vaajtswv kws muab tau txujsa.

10




Vaajtswv ua ib raab ntaaj nplaim suavtawg lug cais obtug tawm. Vaajtswv muab tawv tsaj lug ua rigtsho rua Adaas hab Evas naav. Vaajtswv muab cov tawv tsaj qhov twg lug?

11



Tsi ntev tomqaab, Adaas hab Evas obtug muaj tubki. Obtug thawj tug tub, Ka-ees, yog ib tug ua qoobloo. Obtug tug tub thib ob, Anpees, yog ib tug yug yaaj. Muaj ib nub Ka-ees nqaa ib cov qoobloo tuaj fij rua Vaajtswv.

12



Anpees nqaa nwg tej yaaj kws zoo tshaaj tuaj fij rua Vaajtswv. Vaajtswv txaus sab rua Anpees cov khoom fij.

13



Vaajtswv tsi txaus sab rua Ka-ees cov khoom fij. Ka-ees txawm npautawg heev. Tabsis Vaajtswv has tas, "Yog koj yeej ua qhov zoo, kuv yuav txais yuav koj xwb puas yog?"

14

Ka-ees txuj kev chim tsi tawm ntawm nwg le. Tsi ntev tomqaab thaum nyob nraag dlam teb, nwg ntaus Anpees - hab tua nwg tuag lawm.



15

Vaajtsvw lug has rua Ka-ees. "Koj tug kwv Anpees moog rua twg lawm?" "Kuv tsi paub," Ka-ees teb. "Kuv yog tug kws tsomkwm kuv tug kwv lov?" Vaajtsvw rau txim rua Ka-ees kuam nwg tsi muaj peevxwm ua laj ua teb lawm hab kuam nwg ua ib tug tuabneeg ncig moog ncig lug.



16

Ka-ees tsiv tawm ntawm Vaajtsvw lug xubndlag moog. Nwg yuav Adaas hab Evas ib tug ntxhais ua quaspuj.



17

Obtug muaj tubki hab peevtsheej ua ib tsev tuabneeg. Tomqaab nuav, Ka-ees cov xeebntxwv hab tub-xeebntxwv fuamvaam puv lub nroog kws nwg chiv muaj.



18

Tuab lug sijhawm ntawd, Adaas hab Evas tsev tuabneeg fuamvaam sai heev. Nyob rua tam ntawd, tuabneeg muaj sa nyob ntev dlua le nwg nuav.




19

Thaum nwg tug tub Xej yug lug, Evas has tas, "Vaajtsvw muab Xej lug hloov Anpees chaw." Xej yog ib tug tuabneeg ncaaj nceeg kws muaj noobnyoog 912 xyos hab muaj mivnyuas coob.



20

Nyob huv lub nplajteb, tuabneeg ua phem luj zuzug ib tam dlhau ib tam. Txug thaum xaus, Vaajtswv txav txim sab muab tuabneeg ua kuam puamtsuaj moog hab ...



21

... txhua yaam tsaj hab noog. Vaajtswv tu sab kws Nwg tsim tuabneeg. Tabsis muaj ib tug tuabneeg ua rua Vaajtswv txaus sab ...



22

Tug tuabneeg nuav yog Nau-es. Yog Xe j ib tug xeebntxwv, Nau-es yog ib tug ncaaj nceeg hab nwg yeej ibtxwm ua zoo taag nwg sim neej. Nwg nrug Vaajtswv taugkev uake.



23

Nwg qha kuam nwg peb tug tub ua lawv le Vaajtswv qha hab. Zag nuav Vaajtswv npaaj siv Nau-es lug ua ib yaam txawv hab zoo kawg nkaus le!



24

Qhov Chiv ntawm Tuabneeg txuj kev Nyuajsab

Ib zaaj huv Vaajtswv Txujlug,  
phoo Vaajlugkub,

yog nyob rua huv

Chivkeeb 3-6

"Lub chaw rua Koj cov Lug nkaag kws muaj teeb ci." Ntawv Nkauj 119:130



Vaajtswv paub has tas peb ua ntau yaam phem, kws Nwg hu ua kev txhum. Txuj kev rau txim rua kev txhum yog kev tuag.

Vaajtswv hlab peb kawg le kws Nwg xaa Nwg Leejtub, Yexus, lug tuag sau tug Ntoo Khaublig hab them peb lub txim.

Yexus sawv rov lug muaj sa hab rov moog sau Ntuj Ceebtsheej! Nwgnuav Vaajtswv muaj peevxwm zaam tau peb tej kev txhum.

Yog koj xaav tsiv tawm ntawm koj tej kev txhum, has le nuav rua Vaajtswv: Aub Vaajtswv, kuv ntseeg has tas Yexus tuag txhvw kuv hab nwgnuav tseem muaj sa nyob. Thov Koj lug nyob huv kuv lub neej hab zaam kuv tej kev txhum, sub kuv txhaj le muaj txujsa tshab, hab ib nub moog nrug Koj nyob moog ib txhis. Thov paab kuam kuv ua neej rua Koj le Koj tug mivnyuas.

Nyeem phoo Vaajlugkub hab nrug Vaajtswv sibthaam txhua nub!