

Vaajlugkub rua Mivnyuas Yau
Nthuav Tawm

Qhov Chiv ntawm
Tuabneeg txuj kev
Nyuajsab



Tug Sau yog: Edward Hughes

Tug Kus Dluab yog: Byron Unger; Lazarus

Tug Hloov yog: M. Maillot; Tammy S.

Tug Txhais yog: Andy Yang

Tug Tsim yog: Bible for Children
www.M1914.org

©2013 Bible for Children, Inc.

Ntawv Tso Cai: Koj muaj cai muab zaaj
nuav kaij lossis luam, tsuav yog koj tsi
xob muab muag xwb.



VAAJTSWV TSIM
TXHUA YAAM!




Thaum Vaajtswv tsim
thawj tug tuaneeg, Adaas,
nwg nyob rua huv lub vaaj
Edees nrug nwg
tug quaspuj, Evas.



Obtug nyob kaajsab lug
coj lawv le Vaajtswv has
hab nyob ntawm Nwg
xubndlag txug
thaum muajib
nub ...





"Puas yog
Vaajtswv txwv
kuam meb tsi
xob noj txhua
yaam ntxiv
ntoo?" tug
naab nug Evas.





"Wb yeej
noj tau txhua
yaam txiv
ntoo tshwj ib
tso xwb," tug
quaspuj teb.



"Yog has tas
wb noj lossis
kov tsob txiv
ntawd, wb yuav
tuag." "Meb yuav
tsi tuag," tug
naab luag chim
ntsuav.





"Meb
yuav zoo le
Vaajtswv."

Evas txawm xaav
noj tsob txiv ntawd.

Nwg cale noog
tug naab lug hab
noj tsob txiv.



Tomqaab Evaas tsi noog
Vaajtswv lug lawm nwg
ntxag Adaas noj tsob
txiv ntawd
hab.



Tsimnyog kws Adaas
yuavtsum has tas,
"Tsi yog! Kuv yuav
tsi tawmtsaam
Vaajtswv
cov Lug."





Thaum

Adaas hab Evas ua kev
txhum lawm, obtug obleeg txawm
paub has tas obtug labqaab.





Obtug muab nplooj ntoo xaws ua
dlaim npua, obtug muab lug npua hab
tsivnkaum huv tej nrojtsuag tawm
ntawm Vaajtswv lub xubndlag.



Thaum nub poobqho kws
laaj quas ntxag Vaajtsww
lug rua huv lub vaaj.
Nwg tubyeej paub yaam
kws Adaas hab Evas
obtug ua lawm.



Adaas lam Evas. Evas
lam tug naab. Vaajtswv
has tas, "Tug naab raug
foom tsi zoo lawm. Tug
quaspuj yuav mob plaab
thaum yug
mivnyuas."



"Adaas, vim rua qhov koj ua txhum
lawm, thaaj aav raug foom tsi
zoo kuam tuaj xuavpaug hab
tuaj nroj. Koj yuav tau
khwv txug lub fws nrug
koj txhaj tau
zaubmov noj
txhua nub."





Vaajtsww ntab Adaas
hab Evas tawm huv
lub vaaj
kws zoo
heev
moog.



Vim obtug ua txhum
lawm, obtug raug cais
tawm ntawm tug
Vaajtsuv kws
muab tau
txujsa.




Vaajtsww ua ib
raab ntaaj nplaim
suavtawg lug cais
obtug
tawm.





Vaajtswv
muab tawv tsaj lug ua
rigtsho rua Adaas
hab Evas
naav.





Vaajtswv muab
cov tawv tsaj
qhov
twg
lug?


Tsi ntev tomqaab, Adaas hab Evas
obtug muaj tubki. Obtug thawj tug
tub, Ka-ees, yog ib tug
ua qoobloo.




Obtug tug tub thib ob, Anpees, yog
ib tug yug yaaj. Muaj ib nub Ka-ees
nqaa ib cov qoobloo
tuaj fij rua
Vaajtswv.




Anpees nqaa nwg tej yaaj kws
zoo tshaaj tuaj fij rua Vaajtswv.
Vaajtswv txaus sab rua
Anpees cov
khoom
fij.



Vaajtswv tsi txaus
sab rua Ka-ees cov
khoom fij. Ka-ees
txawm npautawg
heev.



Tab sis Vaajtswv has tas,
“Yog koj yeej ua qhov
zoo, kuv yuav txais yuav
koj xwb puas yog?”



Ka-ees txuj kev chim tsi
tawm ntawm nwg le.



Tsi ntev tomqaab thaum
nyob nraag dlaim teb, nwg
ntaus Anpees - hab tua
nwg tuag lawm.



Vaajtswv lug has rua Ka-ees. "Koj
tug kwv Anpees moog rua
twg lawm?" "Kuv tsi
paub," Ka-ees teb.



"Kuv yog tug kws tsomkwm
kuv tug kwv lov?"




Vaajtswv rau txim rua Ka-ees kuam
nwg tsi muaj peevxwm ua laj ua teb
lawm hab kuam nwg ua
ib tug tuabneeg ncig
moog ncig lug.



Ka-ees tsiv tawm ntawm Vaajtswv
lug xubndlag moog. Nwg yuav Adaas
hab Evas ib tug ntxhais
ua quaspuj.



Obtug muaj tubki hab
peevtsheej ua ib tsev
tuabneeg.



Tomqaab nuav, Ka-ees cov
xeebntxwv hab tub-xeebntxwv
fuamvaam puv lub nroog
kws nwg chiv
muaj.



Tuab lug sijhawm ntawd,
Adaas hab Evas tsev
tuabneeg fuamvaam
sai heev.



Nyob rua tam ntawd,
tuabneeg muaj sa nyob
ntev dlua le nwgnav.



Thaum nwg tug tub Xej yug lug, Evas
has tas, "Vaajtswv muab Xej
lug hloov Anpees chaw."



Xej yog ib tug tuabneeg ncaaj
nceeg kws muaj noobnyoog
912 xyoos hab muaj mivnyuas
coob.



Nyob huv lub nplajteb,
tuabneeg ua phem luj
zujzug ib tam dlhau
ib tam.



Txug thaum xaus, Vaajtswv
txav txim sab muab
tuabneeg ua kuam
puamtsuaj moog
hab ...



... txhua yaam tsaj hab
noog. Vaajtswv tu
sab kws Nwg tsim
tuabneeg.



Tab sis muaj ib tug
tuabneeg ua rua
Vaajtswv txaus
sab ...



Tug tuabneeg nuav
yog Nau-es.



Yog Xej ib tug xeebntxwv,
Naues yog ib tug ncaaj
nceeg hab nwg yeej
ibtxwm ua zoo
taag nwg sim
neej.



Nwg nrug Vaajtswv
taugkev uake.



Nwg qha kuam nwg peb tug
tub ua lawv le Vaajtswv
qha hab.



Zag nuav Vaajtswv npaaj
siv Nau-es lug ua ib
yaam txawv hab
zoo kawg
nkaus le!



Qhov Chiv ntawm Tuabneeg txuj kev
Nyuajsab

Ib zaaj huv Vaajtswv Txujlug,
phoo Vaajlugkub,

yog nyob rua huv

Chivkeeb 3-6

"Lub chaw rua Koj cov Lug nkaag kws muaj
teeb ci." Ntawv Nkauj 119:130



Qhov Xaus



Zaaj Vaajlugkub nuv qha peb txug peb tug Vaajtswv
zoo kawg nkaus kws tsim peb hab Nwg xaav kuam
koj paub Nwg.

Vaajtswv paub has tas peb tau ua ntau yaam phem,
kws Nwg hu ua kev txhum. Txuj kev rau txim rua
kev txhum yog kev tuag, tabsis Vaajtswv hlub koj
kawg le kws Nwg xaa Nwg tuableeg Tub, Yexus, lug
tuag sau ib tug Ntoo Khaublig hab raug rau txim
hloov koj txuj kev txhum. Tomqaab ntawd Yexus
sawv rov lug muaj sa hab rov moog nyob nwg lub
tsev sau Ntuj Ceebtsheej! Yog koj ntseeg Yexus
hab thov kuam Nwg zaam koj tej kev txhum, Nwg
yuav ua le ntawd! Nwg yuav lug nyob huv koj
taamsim nuav, hab koj yuav nrug Nwg nyob
moog le ib txhis.



Yog koj ntseeg has tas nuav yog qhov tseeb,
ha le nuav rua Vaajtswv:

Aub Yexus, kuv ntseeg has tas Koj yog Vaajtswv,
hab lug yug ua ib tug tuabneeg lug tuag hloov kuv
tej kev txhum, hab nwgnuav Koj tseem muaj sa
nyob. Thov Koj lug nyob huv kuv lub neej hab
zaam kuv tej kev txhum, sub kuv txhaj le muaj
txujsa tshab taamsim nuav, hab ib nub moog nrug
Koj nyob moog ib txhis. Thov paab kuam kuv noog
Koj lug hab ua neej rua Koj le Koj tug mivnyuas.
Amees.

Nyeem phoo Vaajlugkub hab nrug Vaajtswv
sibthaam txhua nub!

Yuhaas 3:16

