

Vaajlugkub rua Mivnyuas Yau
Nthuav Tawm

Thaum Vaajtswv
Tsim Txhua Yaam



Tug Sau yog: Edward Hughes

Tug Kus Dluab yog: Byron Unger; Lazarus

Tug Hloov yog: Bob Davies; Tammy S.

Tug Txhais yog: Andy Yang

Tug Tsim yog: Bible for Children
www.M1914.org

©2013 Bible for Children, Inc.

Ntawv Tso Cai: Koj muaj cai muab zaaj
nuav kaij lossis luam, tsuav yog koj tsi
xob muab muag xwb.




Leejtwg tsim peb? Phoo Vaajlugkub,
Vaajtswv Txujlug, qha has tas
noobneej tshwmsim lug
le caag.



Tau ntev lug lawm, Vaajtswv tsim
thawj tug tuabneeg hab tis nwg npe
hu ua Adaas.




Vaajtswv tsim Adaas tawm ntawm
moov aav lug.




Thaum Vaajtswv tshuab paa rua
Adaas, nwg muaj sa tuaj. Nwg nyob
rua huv ib lub vaaj kws hu
ua Edees.




Uantej Vaajtswv tsim Adaas, Nwg
tsim ib lub nplajteb zoo nkauj heev
kws muaj tau yaam zoo heev.




Vaajtswv tsim tej tojroob hab
tajnraag, tej paajntoos tsw qaab
hab tej ntoo sab sab, ...



... tej noog kws muaj tis ci hab tej
muv kws yaa nrov ziv, tej ntseg luj
kws luam dlej hab tej qwj kws nplag
leev.



Tseeb tag, Vaajtswv tsim txhua
yaam kws muaj lug - txhua yaam.



Puag thaum chivkeeb lug, uantej kws
Vaajtswv tsim ib yaam
dlaabtsi, tsi muaj
dlaabtsi le tsuas
yog Vaajtswv
xwb. Tsi muaj
tuabneeg lossis
tej qhovchaw
lossis ib yaam dlaabtsi le.
Tsi muaj ib yaam dlaabtsi le.



Tsi muaj qhov kaaj
ntug hab tsi muaj qhov
tsaus ntuj. Tsi muaj
qhov moog sau
hab qhov
moog huv.



Tsi muaj naagmo hab
tsi muaj pigkig.

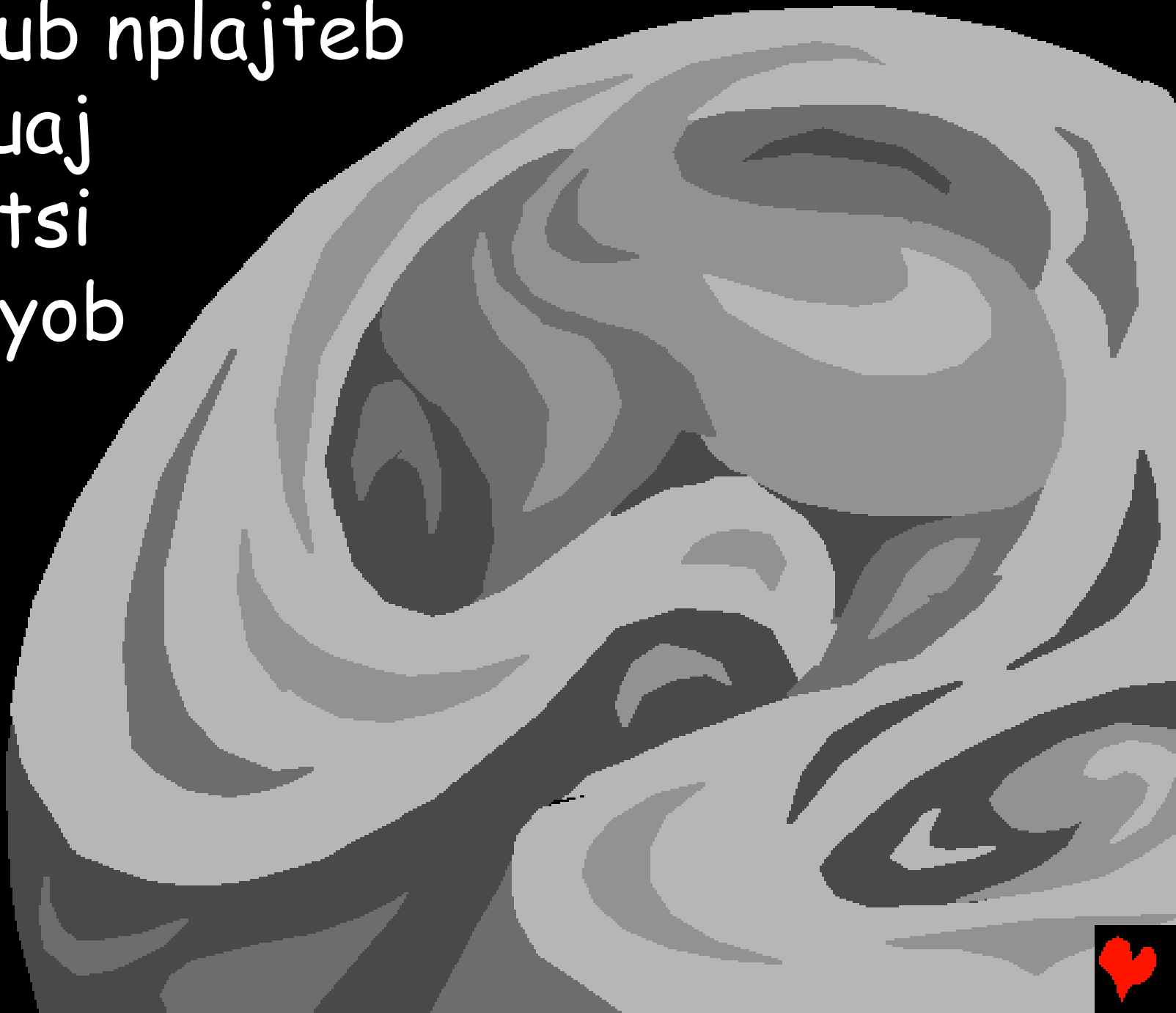
Tsuas muaj
Vaajtswv
tuableeg
xwb tug
kws tsi muaj
qhov pib. Ces
Vaajtswv txawm
pib ua dlejnum!




Thaum chivkeeb, Vaajtswv tsim
lub ntuj hab lub nplajteb.



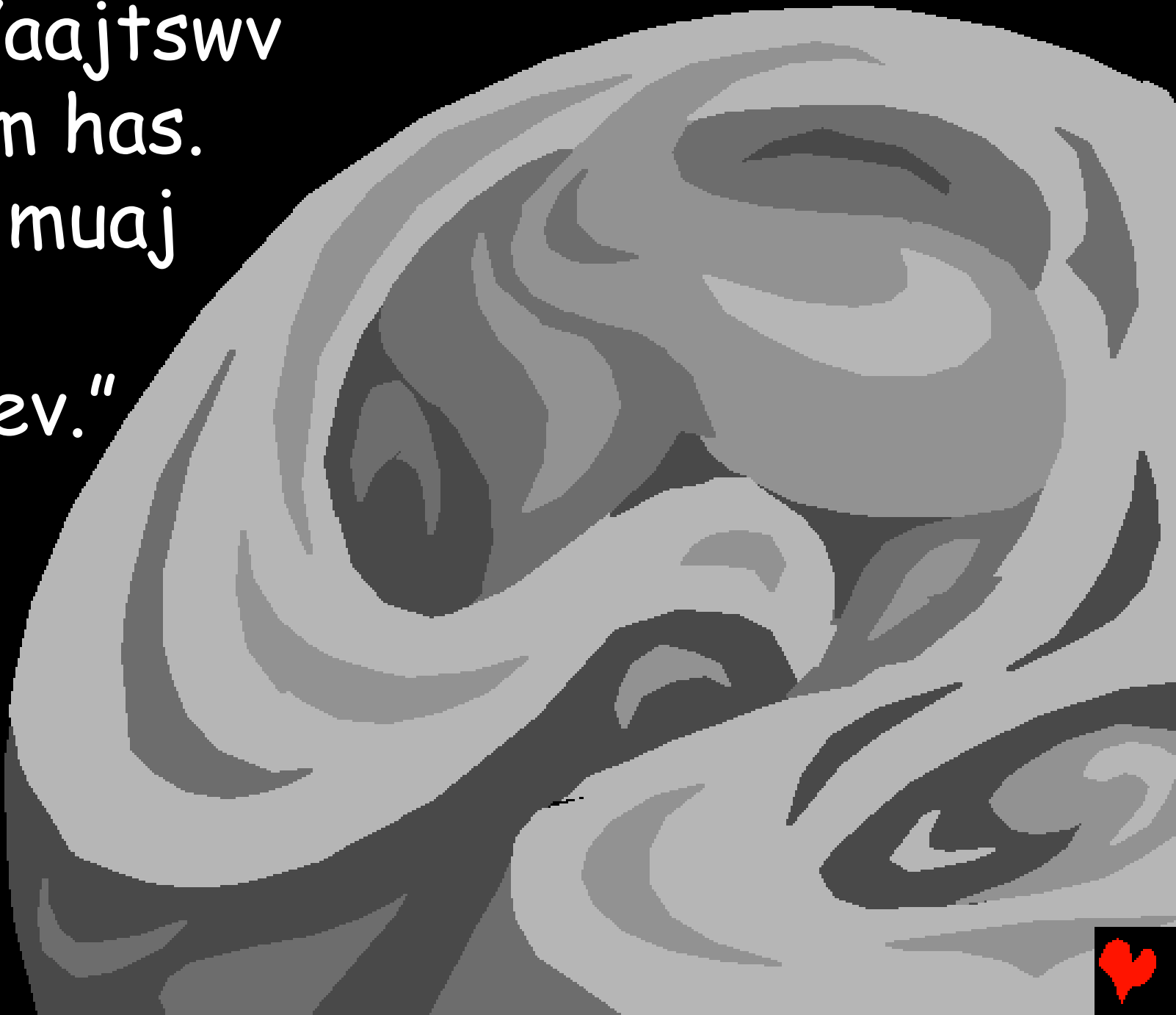
Hab lub nplajteb
tsi muaj
dlaabtsi
hab nyob
dlo
dlus.




Hab tsaus ntuj nti
thoob plawg
sau nplaim
dlej
havtxwv.




Ces Vaajtswv
txawm has.
"Cale muaj
qhov
pumkev."




Hab txawm pumkev tuaj. Vaajtswv
tishpe rua qhov pumkev hu ua Nruab
Nub hab Nwg tis qhov tsaus ntuj
hu ua Mo Ntuj.



Hab muaj caij tsaus ntuj hab muaj
cai kaaj ntug yog thawj nub.



Rua nub ob, Vaajtswv cais tej dlej
nyob huv havtxwv, tej havtxwv hab
tej paagdlej nyag nyob muaj nyag
chaw huvqaab Ntuj Ceebtsheej.



Rua nub peb, Vaajtswv has tas,
"Cale muaj aav qhuav tshwm
tuaj." Hab nwg cale muaj.



Vaajtswv saamfwm kuam tej nroj
hab paajntoos hab
nrojtsuag hab
ntoo cale



tshwm tuaj.




Hab puab txawm tshwm tuaj. Hab
muaj caij tsaus ntuj hab
muaj cai kaaj ntug
yog nub peb.



Ces Vaajtswv txawm tsim
lub nub, hab lub hli, hab
ntau ntau lub nubqub
kws tsi muaj leejtwg
suav txheeb le.



Hab muaj caij tsaus
ntuj hab muaj cai
kaaj ntug yog nub
plaub.



Tej tsaj nruab
dleg hab ntseg
hab noog yog
tej yaam kws
Vaajtswv yuav
tsim ntxiv.



Rua nub tsib Nwg
tsim tej ntseg
luj luj kws muaj
kaugnav ntse
hab tej ntseg
miv miv, tej qab
ceg-ntev hab tej
noog ntxuaj tis
ceev kws zoo
zoo sab heev.




Vaajtswv
tsim txhua yaam
ntseg puv nkaus
tej dlej nyob huv
nplajteb nuav hab
txhua yaam noog
nyob sau tej aav
hab havtxwv hab
nruabntug.



Hab muaj caij
tsaus ntuj hab
muaj cai kaaj
ntug yog nub
tsib.



Tom qaab ntawd, Vaajtswv rov has
dlua. Vaajtswv has tas, "Ca lub
nplajteb cale tshwm muaj txhua
yaam tsajtxhu..." Txhua yaam tsaj
hab kaabntsaum hab naab qaadlev
txawm tshwm muaj tuaj.



Nwg muaj tej ntxhw kws tsuj ua aav
tseeg nkawg hab tej naagkus dlej
kws najnub txav ntoo. Tej lab
txhojpob hab tej kheb xyobtxhaj.
Tej caab nplagleev hab tej ca
ncaujpuv.



Tej neeg cejdlaab ntev kws sab sab
hab tej miv kws nyooj pws. Txhua
yaam tsaj yog Vaajtswv tsim nub
ntawd.



Hab muaj caij tsaus ntuj hab muaj
cai kaaj ntug yog nub rau.



Vaajtswv tsim ibyaam ntxiv rua nub
rau ntawd hab - ibyaam tshwjxeb
heev. Zag nuav muaj txhua yaam

txhij rua Tuabneeg.

Nwg muaj zaubmov
nyob tom tajnraag
hab muaj tsaj
lug koom nwg.




Hab Vaajtswv has tas, "Ca Peb tsim
tuabneeg kuam muaj yaamntxwv zoo

le Peb. Ca nwg
muaj fwjchim
kaav taagnrho
txhua yaam huv
nplajteb."



YOGLE VAAJT SWV TSIM
TUABNEEG MUAJ YAAMNTXWV
ZOO LE NWG; VAAJT SWV TSIM
KUAM TUABNEEG
MUAJ TUG
YAAMNTXWV
ZOO LE
NWG ...



Vaajtswv has
rua Adaas. "Noj
txhua yaam kws
koj ntshaw huv
lub vaaj. Tabsis
tsi xob noj tsob
txiv kws ua rua
paub qhov phem
hab qhov zoo.



Yog koj noj
tsob txiv
ntawd nub
twg ces koj
yuav tuag
nub ntawd."



Hab tug TSWV kws yog
Vaajtswv has tas, "Nwg
tsi zoo kws ca tug
txivneej nyob ib leeg.
Kuv yuav tsim ib tug
paab lug rua nwg."



Vaajtswv coj txhua
yaam noog hab tsajtxhu
lug rua Adaas. Adaas
tispne rua txhua yaam.




Ntshai nwg yuav
txawjntse heev
mas txhaj le muaj
peevxwm ua tau.



Tab sis taagnrho tej
noog hab tsajtxhu tsi
muaj ib tug kws zoo ua
khub nrug Adaas le.



Vaajtsww ua
rua Adaas tsaug
tsaugzug heev.



Vaajtswv txaj muab tug txivneej
kws tsaugzug ntawd ib tug txhaa

taav rhu tawm,
Vaajtswv muab
Adaas tug txhaa
taav lug tsim ib
tug Quaspuj.




Tug quaspuj kws Vaajtswv tsim mas
phim nkaus rua Adaas ua khub.



Vaajtswv siv rau nub
lug tsim txhua yaa. Ces
Vaajtswv foom koobmoov
rua nub xyaa hab
muab ua nub su.



Nyob rua huv lub vaaj
Edees, Adaas hab Evas
nwg tug quaspuj muaj kev
kaajsab lug coj lawv le
Vaajtswv has.



Vaajtswv yog obtug
tug TSWV, tug Pub
Txhuayaam rua obtug
hab yog obtug le
Phoojywg.



Thaum Vaajtswv Tsim Txhua Yaam

Ib zaaj huv Vaajtswv Txujlug,
phoo Vaajlugkub,

yog nyob rua huv

Chivkeeb 1-2

"Lub chaw rua Koj cov Lug nkaag kws muaj
teeb ci." Ntawv Nkauj 119:130



Qhov Xaus



Zaaj Vaajlugkub nuv qha peb txug peb tug Vaajtswv
zoo kawg nkaus kws tsim peb hab Nwg xaav kuam
koj paub Nwg.

Vaajtswv paub has tas peb tau ua ntau yaam phem,
kws Nwg hu ua kev txhum. Txuj kev rau txim rua
kev txhum yog kev tuag, tabsis Vaajtswv hlub koj
kawg le kws Nwg xaa Nwg tuableeg Tub, Yexus, lug
tuag sau ib tug Ntoo Khaublig hab raug rau txim
hloov koj txuj kev txhum. Tomqaab ntawd Yexus
sawv rov lug muaj sa hab rov moog nyob nwg lub
tsev sau Ntuj Ceebtsheej! Yog koj ntseeg Yexus
hab thov kuam Nwg zaam koj tej kev txhum, Nwg
yuav ua le ntawd! Nwg yuav lug nyob huv koj
taamsim nuav, hab koj yuav nrug Nwg nyob
moog le ib txhis.



Yog koj ntseeg has tas nuav yog qhov tseeb,
ha le nuav rua Vaajtswv:

Aub Yexus, kuv ntseeg has tas Koj yog Vaajtswv,
hab lug yug ua ib tug tuabneeg lug tuag hloov kuv
tej kev txhum, hab nwgnuav Koj tseem muaj sa
nyob. Thov Koj lug nyob huv kuv lub neej hab
zaam kuv tej kev txhum, sub kuv txhaj le muaj
txujsa tshab taamsim nuav, hab ib nub moog nrug
Koj nyob moog ib txhis. Thov paab kuam kuv noog
Koj lug hab ua neej rua Koj le Koj tug mivnyuas.
Amees.

Nyeem phoo Vaajlugkub hab nrug Vaajtswv
sibthaam txhua nub!

Yuhaas 3:16

