


Vajlugkub rau Menyوام Yaus Nthuav tawm los

Chivthawj ntawm Tibneeg txoj Kev Nyuajsiab



Sau los ntawm: Edward Hughes
Kos los ntawm: Byron Unger; Lazarus
Alastair Paterson
Kho los ntawm: M. Maillot; Tammy S.
Txhais los ntawm: www.christian-translation.com
Tsim los ntawm: Bible for Children
www.M1914.org

BFC
PO Box 3
Winnipeg, MB R3C 2G1
Canada


©2020 Bible for Children, Inc.

Ntawv tso cai: Koj muaj cai luam ntshiv lossis luam zaj dabneeg
no tawm tsuas yog koj tsis luam muag nyiaj xwb.

1

VAJTSWV TSIM TXHUA YAM!
Thaum Vajtswv tsim thawj tus
tibneeg, Adas, nws nyob rau hauv lub
vaj Edees nrog nws tus pojniam, Evas.

Nkawv nyob kajsiaab lug
ua haum Vajtswv siab thiab
nyob nraim ntawv Nws xub
ntiag txog
thaum muaj
ib hnuv...




2



"Puas yog Vajtswv kom koj txhob noj txhua yam txiv ntoo?" Tus nab nug Evas. "Wb noj tau txhua yam txiv ntoo tshwj ib tsob xwb," tus pojniam teb. "Yog wb noj lossis kov tsob txiv ntawv, wb yuav tuag." "Neb yeej yuav tsis tuag," Tus nab hais luag ntshi rau.

3



"Neb yuav zoo li Vajtswv" Evas txawm xav noj tsob txiv ntawd. Nws txawm mloog tus nab thiab noj tsob txiv.

4



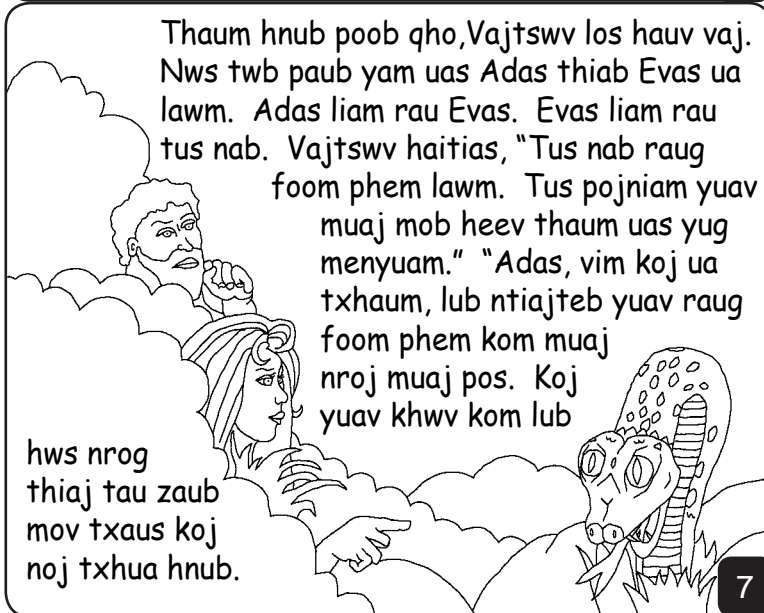
Tomqab Evas tsis mloog Vajtswv lus lawm nws kuj coj Adas mus noj tsob txiv ntawd thiab. Tsim nyog Adas teb tias, "Tsis tau! Kuv yuav tsis mloog Vajtswv lus tau li cas."

5



Thaum Adas thiab Evas ua txhaum lawm, nkawv txawm pom tias nkawv liab qab. Txawm muab tej nplooj los xaws ua sev, nkawv muab los npog nkawv thiab khiav nkaum hauv tej nroj tsuag kom deb ntawm Vajtswv xubntiag.

6



Thaum hnuv poob qho, Vajtswv los hauv vaj. Nws twb paub yam uas Adas thiab Evas ua lawm. Adas liam rau Evas. Evas liam rau tus nab. Vajtswv haitias, "Tus nab raug foom phem lawm. Tus pojniam yuav muaj mob heev thaum uas yug menyuam." "Adas, vim koj ua txhaum, lub ntiajteb yuav raug foom phem kom muaj nroj muaj pos. Koj yuav khwv kom lub


hws nrog thiaj tau zaub mov txaus koj noj txhua hnuv.

7



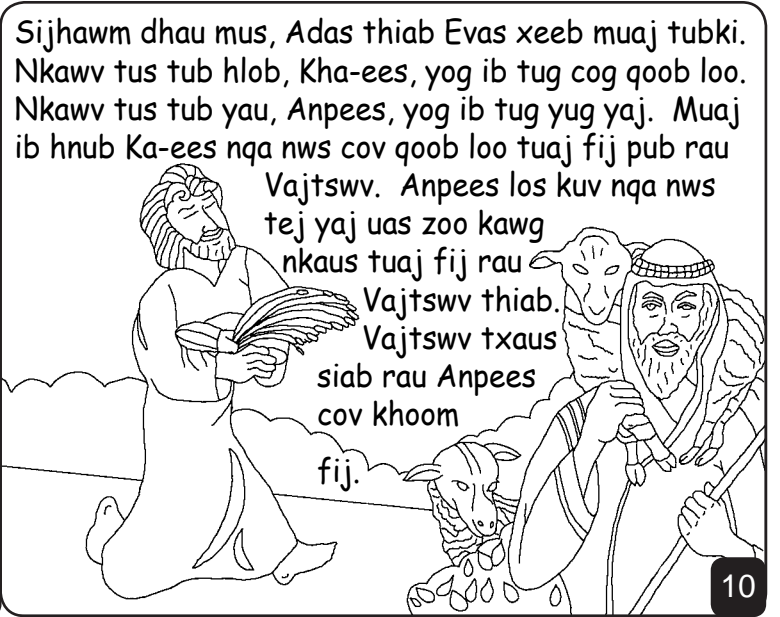
Vajtswv ntiab Adas thiab Evas tawm hauv lub vaj uas zoo kawg nkaus. Vim nkawv tau ua txhaum, nkawv thiaj raug muab cais tawm ntawm tus Vajtswv uas muab txoj sia!

8



Vajtsvw tsim muaj ib rab ntaj hluav taws los yuam nkawv tawm. Vajtsvw muab tawv tsiaj los ua ris tsho rau Adas thiab Evas. Vajtsvw muab cov tawv tsiaj qhov twg lov?

9



Sijhawm dhau mus, Adas thiab Evas xeeb muaj tubki. Nkawv tus tub hlob, Kha-ees, yog ib tug cog qoob loo. Nkawv tus tub yau, Anpees, yog ib tug yug yaj. Muaj ib hnuv Ka-ees nqa nws cov qoob loo tuaj fij pub rau Vajtsvw. Anpees los kuv nqa nws tej yaj uas zoo kawg nkaus tuaj fij rau Vajtsvw thiab. Vajtsvw txaus siab rau Anpees cov khoom fij.

10



Vajtsvw tsis txaus siab rau Ka-ees cov khoom fij. Ka-ees txawm npau taws heev. Tiamsis Vajtsvw haitias, "Yog koj ua qhov yog, leejtwg thiaj li yuav tsis zoo siab txais?"

11




Ka-ees txoj kev chim tsis ploj mus. Tsis ntev tom qab hauv tiaj tshav puam, nws txawm muab Anpees ntaus - thiab tua nws tuag!

12



Vajtsvw hais rau K-ees. "Kuv tus kwv Anpees dua twg lawm? "Kuv tsis paub as," Ka-ess dag. "Kuv yog tus zov kuv tus kwv lov?" Vajtsvw rau txim rau Ka-ees kom nws tsis muaj peevxwm ua liaj ua teb thiab ua kom nws ua neeg lojleeb mus mus los los.


13



Ka-ees tawm ntawm Vajtsvw xub ntiag mus. Nws mus yuav Adas thiab Evas ib tus ntxhais ua pojniam. Nkawv tsim muaj tubki ua ib tse neeg. Tsis ntev, Ka-ees muaj xeeb ntxwv nyob huamvam hauv lub nroog nws tsim.


14

Tib lub sijhawm ntawd, Adas thiab Evas tsevneeg kuj huamvam sai kawg li. Nyob tiam ntawd, tibneeg muaj sia nyob ntev dua nim no.



15

Thaum uas nws tus tub Xej yug los, Evas haitias, "Vajtswv muab Xej los hloov Anpees chaw." Xej yog ib tus neeg ncaj ncees uas muaj sia nyob txog 912 xyos thiab muaj menyuam coob kawg li.



16

Nyob hauv ntiaj teb, tibneeg ua phem loj zuj zus ib tiam dhau ib tiam. Qhov kawg, Vajtswv txiam txim siab rhuav tshem tibneeg kom puas tsuaj thiab txhua yam tsiaj thiab noog. Vajtswv tu siab uas nws tsim tibneeg los. Tiamsis

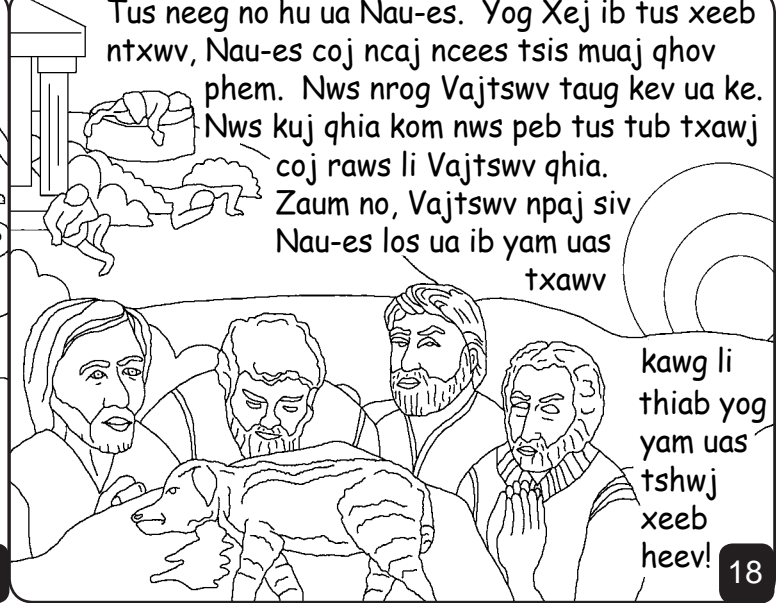


muaj ib tus neeg ua rau Vajtswv txaus siab...



17

Tus neeg no hu ua Nau-es. Yog Xej ib tus xeeb ntxwv, Nau-es coj ncaj ncees tsis muaj qhov phem. Nws nrog Vajtswv taug kev ua ke. Nws kuj qhia kom nws peb tus tub txawj coj raws li Vajtswv qhia. Zaum no, Vajtswv npaj siv Nau-es los ua ib yam uas txawv



kawg li thiab yog yam uas tshwj xeeb heev!

18

Chivthawj ntawm Tibneeg txoj Kev Nyuajsiab

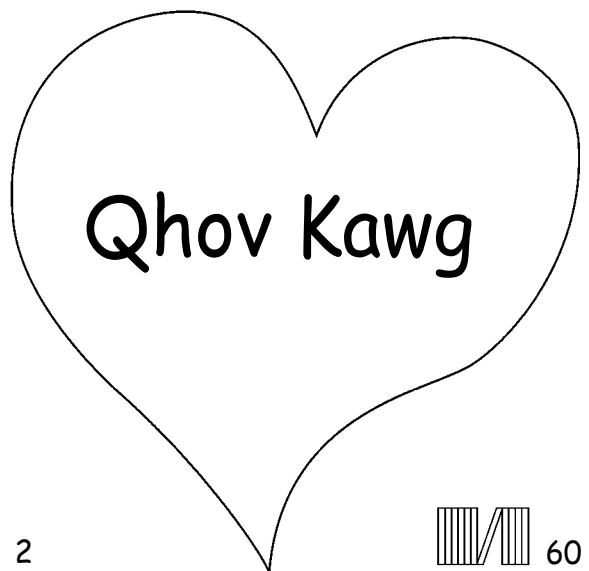
Ib zaj dabneeg los ntawm Vajtswv cov lus,
Phau Vajlugkub,

tau pom nyob hauv

Chivkeeb 3-6

"Koj tej lus qhia ua qhov kaj rau kuv pom kev."
Phau Ntawv Nkauj 119:130

19



Qhov Kawg

2



60

20

Zaj hauv phau Vajlugkub no qhia peb
txog peb tus Vajtswv uas zoo kawg nkaus. Tus uas
tsim peb tibneeg thiab tus uas xav kom peb paub txog Nws.

Vajtswv paub haitias peb tau ua tej yam tsis zoo uas Nws muab hu ua kev
txhaum. Txoj kev them txim txhaum yog kev tuag, tiamsis Vajtswv hlub
koj heev Nws thiaj li xa Nws tib leejtub, Yexus, los tuag rau saum tus
ntoo khaub lig kom them tau koj lub txim txhaum. Tswv Yexus tau ciaj
sawv rov qab los thiab rov mus pem ntuj ceebtsheej lawm! Yog koj ntseeg
txog Yexus thiab thov kom Nws zam koj lub txim txhaum, ces Nws yuav
zam pub rau koj! Nws yuav los nyob hauv koj, thiab koj
yuav nyob hauv Nws mus ib txhiab ib txhis.

Yog koj ntseeg tias nov yog qhov tseeb, ces hais zaj lus no rau Vajtswv:
Tus Tswv Yexus, kuv ntseeg tias Koj yog Vajtswv thiab koj tau yug los ua
neeg kom tau tuag theej kuv lub txim txhaum, thiab ziag no koj twb rov
muaj sia lawm. Thov los nyob rau hauv kuv lubneej thiab zam lub txim
txhaum pub rau kuv kom kuv tau muaj lubneej tshiab thiab kom ib hnuv
twg kuv tau nrog Koj nyob ua kev mus ib txhiab ib txhis. Thov pab kom
kuv coj haum Koj siab thiab kom kuv txawj nyob pub rau
Koj li yog Koj tus menyam. Amen.

Nyeem Vajlugkub thiab/kom tau nrog Vajtswv
sib tham txhua hnuv! Yauhas 3:16