

Vajlugkub rau Menyuum Yaus Nthuav tawm los

Thawj lub Koobtsheej Yexus Sawv Los



Sau los ntawm: Edward Hughes
Kos los ntawm: Janie Forest
Alastair Paterson

Kho los ntawm: Lyn Doerksen

Txhais los ntawm: www.christian-translation.com

Tsim los ntawm: Bible for Children
www.M1914.org


BFC
PO Box 3
Winnipeg, MB R3C 2G1
Canada

©2020 Bible for Children, Inc.


Ntawv tso cai: Koj muaj cai luam ntiv lossis luam zaj dabneeg
no tawm tsuas yog koj tsis luam muag nyiaj xwb.

1

Ib tus pojniam sawv
ntawm lub roob uas
nrov ntshoo nrooj,
nws ob lub qhov muag
ntsia yam tsis txaus
ntseeg. Nws tus tub
tabtom yuav tuag.
Leejniam yog Malis
thiab nws sawv ze
ntawm thaj chaw
Yexus raug ntsia
rau saum ntoo
khaublig.



2



Tej xwm txheej nov tshwm tau li cas? Yog vim li cas Yexus uas muaj lubneej zoo heev yuav mus xaus phem ua luaj li? Vim li cas Vajtswv tso nws leej tub raug ntsia saum ntoo khaub lig thiab cia kom tuag saud? Puas yog Yexus xav yuam kev tias nws yog leej twg? Puas yog Vajtswv swb lawm?

3




Tsis yog! Vajtswv tsis tau swb. Yexus tsis tau xav yuam kev. Yexus yeej ib txwm paub tias cov neeg phem yuav muab nws tua. Txawm thaum uas nws tseem yog menyuam yaus, ib tus txivneej laus twb qhia Malis txog txoj kev lwjsiab nyob tom ntej lawm.

4



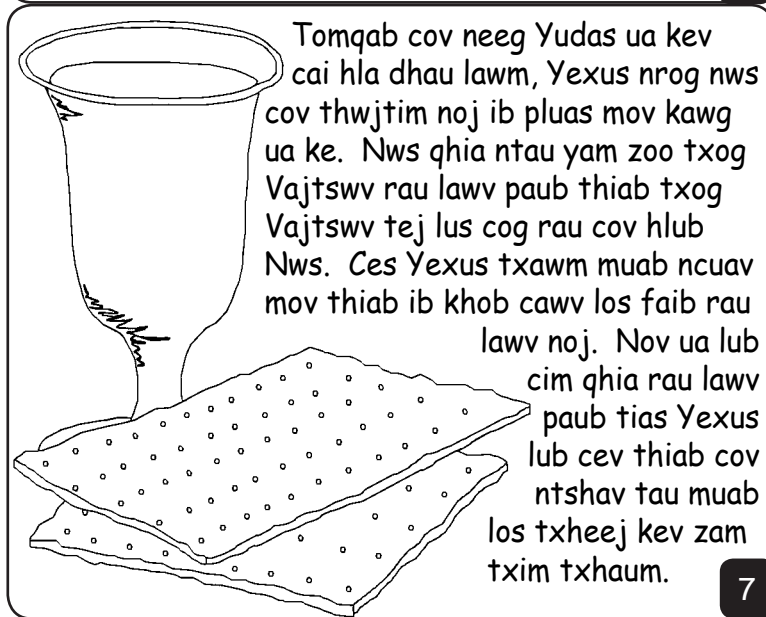
Ob peb hnuv ua ntej Yexus raug tua, muaj ib tus pojniam nqa ib co roj tsw qab tuaj nchuav rau Yexus ko taw. "Nws nkim nyiaj ua luaj," cov thwjtim yws. "Nws ua tau zoo heev," Yexus hais. "Nws ua pub rau hnuv log kuv." Cov lus no txawv ua luaj!

5



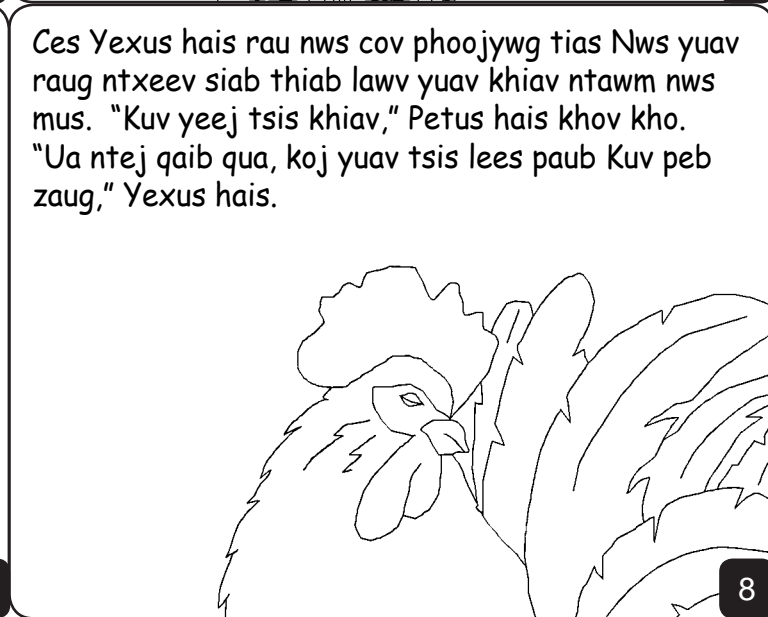
Tomqab no, Yudas, ib tus ntawm Yexus kaum ob tus thwjtim, ntxeev siab rau Yexus nrog cov povthawj hlob muab Nws muag 30 lub npib nyiaj.

6



Tomqab cov neeg Yudas ua kev cai hla dhau lawm, Yexus nrog nws cov thwjtim noj ib puas mov kawg ua ke. Nws qhia ntau yam zoo txog Vajtswv rau lawv paub thiab txog Vajtswv tej lus cog rau cov hlub Nws. Ces Yexus txawm muab ncuav mov thiab ib khob cawv los faib rau lawv noj. Nov ua lub cim qhia rau lawv paub tias Yexus lub cev thiab cov ntshav tau muab los txheej kev zam txim txhaum.

7



Ces Yexus hais rau nws cov phoojywg tias Nws yuav raug ntxeev siab thiab lawv yuav khiav ntawm nws mus. "Kuv yeej tsis khiav," Petus hais khov kho. "Ua ntej qaib qua, koj yuav tsis lees paub Kuv peb zaug," Yexus hais.

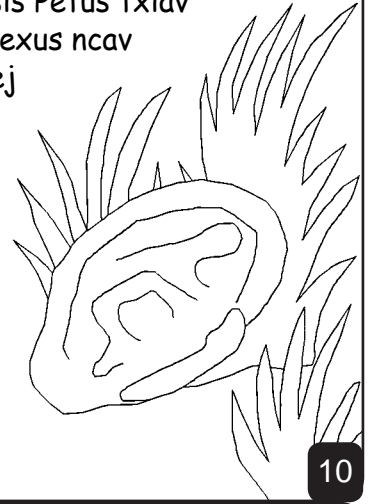
8



Hmo ntawv, Yexus mus thov Vajtswv hauv lub vaj Kexemanes. Cov thwjtim uas nrog nws tsaug zog tag. "Aub Kuv Txiv," Yexus thov, "...Cia lub khob nov dhau Kuv mus. Txawm li cas los, tsis txhob ua li kuv ntshaw, tiamsis ua li koj ntshaw."


9

Tamsim ntawv, ib pab neeg coob taug kev tuaj ntawm lub vaj, Yudas ua tus coj. Yexus tsis tawm tsam tiamsis Petus txiav kias ib tus lub pob ntseg. Yexus ncau twjywm mus kov tus txivneej ntawv lub pob ntseg thiab kho nws zoo. Yexus paub tias Nws raug ntes raws li Vajtswv pom zoo.



10

Pab neeg ntawv coj Yexus mus rau tus tuam povthawj hlob lub tsev. Nyob rau tod, cov Yudas cov thawj coj haitias Yexus tsim nyog tuag. Nyob ze ntawv, Petus sawv ze ntawm cov tub txib lub ntug cub ntsia lawv.



11

Peb zaug uas tibneeg ntsia Petus thiab haitias, "Koj nrog Yexus sav!" Peb zaug uas Petus tsis lees, li uas Yexus twb hais rau nws lawm. Petus tseem twv ntuj thiab kom foom tsis zoo rau nws.



12

Qaib qua


Tamsim ntawv, qaib qua kias. Zoo li yog Vajtswv lub suab hu Petus. Petus nco txog Yexus cov lus, Petus quaj tu siab kawg nkaus li.



13

Yudas tu siab kawg

thiab. Nws paub Yexus tsis muaj kev txhaum los kev phem kias li. Yudas thim 30 npib nyiaj rov qab, tiamsis tus tuam povthawj tsis txais. Yudas muab cov nyiaj pov tseg, tawm mus - thiab mus dai nws tus kheej.




14



Cov tuam povthawj coj Yexus mus rau Philaj, tus tsvv xeev uas yog neeg Loos. Philaj haitias, "Kuv tsis pom tus txiv neej no ua txhaum dabtsi." Tiamsis pab neeg pheej quaj qw tias, "Muab nws ntsia saum ntoo khaublig! Muab nws ntsia saum

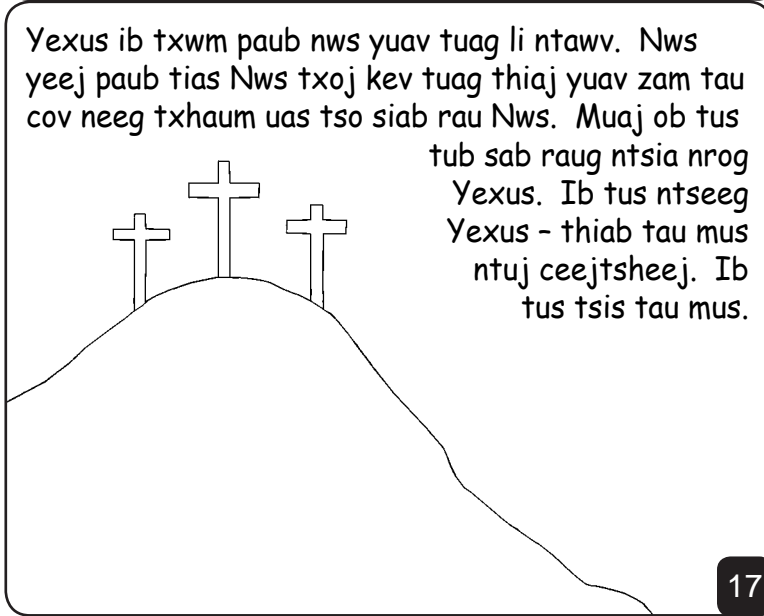
ntoo khaublig!"

15



Thaum kawg Philaj ua tsis tau li cas, ces nws txawm txiam txim muab Yexus ntsia rau saum ntoo khaublig. Cov tubrog muab Yexus ntaus, nti aub ncaug rau Nws ntsej muag, thiab nplawm Nws. Lawv muab pos los ua lub kaus mom nias rau Yexus ntoo saum nws to hau. Ces lawv muab Nws ntsia rau saum ib tus ntoo khaublig kom tuag.

16



Yexus ib txwm paub nws yuav tuag li ntawv. Nws yeej paub tias Nws txoj kev tuag thiaj yuav zam tau cov neeg txhaum uas tso siab rau Nws. Muaj ob tus tub sab raug ntsia nrog Yexus. Ib tus ntseeg Yexus - thiab tau mus ntuj ceejtsheej. Ib tus tsis tau mus.

17



Tom qab ntau teev uas raug kev tsim txom, Yexus haitias, "Tiav lawm lau," thiab tuag lawm. Nws tej dejnum tiav log lawm. Tej phoojywg coj Nws lub cev mus faus rau hauv ib lub qhov zeb.

18



Cov tub rog Loos leem lub cim rau thiab zov lub qhov zeb. Tsis muaj leejtwg mus tau rau hauv - lossis tawm los.


19



Yog zaj no xaus li no xwb, ntshe yuav txaus tu siab heev. Tiamsis Vajtsv uas qee yam tshwj xeeb heev. Yexus tsis yog tuag ces tag li ntawd!

20

Thawj hnuv limtiam yav sawv ntxov, Yexus qee tus thwjtim pom lub pob zeb log lub qhov zeb raug dov tawm lawm. Lawv mus saib hauv, ua ciav Yexus ploj lawm.



21

Ib tus pojniam nyob ze ntawv quaj quaj. Yexus tshwm rau nws pom. Nws dhia zoo siab hlo rov los qhia lwm tus thwjtim. "YEXUS TSEEM MUAJ SIA NYOB! YEXUS SAWV HAUV QHOVTUAG ROV LOS LAWV!"



22

Tomqab Yexus los tshwm rau nws cov thwjtim thiab muab Nws tej qhov ntsia hlau rau lawv saib. Muaj tseeb li ntawv. YEXUS ROV MUAJ SIA DUA LAWV! Nws zam txim rau Petus uas tsis lees Nws, thiab kom nws cov thwjtim qhia txhua leejneeg txog Nws. Ces Nws rov qab mus saum ntuj qhov chaw uas nws nqis los lawm.

23

Thawj lub Koobtsheej Yexus Sawv Los

Ib zaj dabneeg los ntawm Vajtswv cov lus,
Phau Vajlugkub,

tau pom nyob hauv

Mathais 26-28, Lukas 22-24,
Yauhas 12-21

"Koj tej lus qhia ua qhov kaj rau kuv pom kev."
Phau Ntawv Nkauj 119:130

24

Qhov Kawg

Zaj hauv phau Vajlugkub no qhia peb txog peb tus Vajtswv uas zoo kawg nkaus. Tus uas tsim peb tibneeg thiab tus uas xav kom peb paub txog Nws.

Vajtswv paub haitias peb tau ua tej yam tsis zoo uas Nws muab hu ua kev txhaum. Txoj kev them txim txhaum yog kev tuag, tiamsis Vajtswv hlub koj heev Nws thiaj li xa Nws tib leejtub, Yexus, los tuag rau saum tus ntoo khaub lig kom them tau koj lub txim txhaum. Tswv Yexus tau ciaj sawv rov qab los thiab rov mus pem ntuj ceebtsheej lawm! Yog koj ntseeg txog Yexus thiab thov kom Nws zam koj lub txim txhaum, ces Nws yuav zam pub rau koj! Nws yuav los nyob hauv koj, thiab koj yuav nyob hauv Nws mus ib txhiab ib txhis.

Yog koj ntseeg tias nov yog qhov tseeb, ces hais zaj lus no rau Vajtswv: Tus Tswv Yexus, kuv ntseeg tias Koj yog Vajtswv thiab koj tau yug los ua neeg kom tau tuag theej kuv lub txim txhaum, thiab ziag no koj twb rov muaj sia lawm. Thov los nyob rau hauv kuv lubneeg thiab zam lub txim txhaum pub rau kuv kom kuv tau muaj lubneeg tshiab thiab kom ib hnuv twg kuv tau nrog Koj nyob ua kev mus ib txhiab ib txhis. Thov pab kom kuv coj haum Koj siab thiab kom kuv txawj nyob pub rau Koj li yog Koj tus menyuam. Amen.

Nyeem Vajlugkub thiab/kom tau nrog Vajtswv sib tham txhua hnuv! Yauhas 3:16

26

54



60

25