

Vaajlugkub rua Mivnyuas Yau
Nthuav Tawm



Nau-es hab
Dlejdlaag kws
Luj Heev



Tug Sau yog: Edward Hughes
Tug Kus Dluab yog: Byron U.; Lazarus; Alastair P.
Tug Hloov yog: M. Maillot; Tammy S.
Tug Txhais yog: Andy Yang
Tug Tsim yog: Bible for Children
www.M1914.org

BFC
PO Box 3
Winnipeg, MB R3C 2G1
Canada



©2021 Bible for Children, Inc.

Ntawv Tso Cai: Koj muaj cai muab zaaj nuav kaij lossis luam,
tsuav yog koj tsi xob muab muag xwb.





Nau-es yog ib tug
kws pehawm Vaajtswv.
Lwmleej lwmtug puavleej
ntxub hab tsi noog Vaajtswv
lug. Muaj ib nub, Vaajtswv
has ib yaam kws

txaus
ntshai
heev.



“Kuv yuav rhuav lub nplajteb
kws phemqas nuav kuas
puamtsuaj moog,” Vaajtswv
has rua Nau-es. “Tsuas yog
koj tsev tuabneeg xwb txhaj
le yuav dlim.”



Vaajtswv ceebtoom rua Nau-es has tas
yuav muaj dlejdlaag luj heev lug nyaab
lub nplajteb. "Txua ib lub nkoj ntoo,
ib lub nkoj kuam luj txaus koj tsev
tuabneeg hab ntau ntau tug
tsaj," Nau-es raug saamfwm.



Vaajtswv qha txhij txhua has
tas yuav ua le caag rua Nau-es.
Nau-es rau sab ntso ua!





Tejzag tuabneeg
yuav luag Nau-es
thaum nwg qha puab
has tas vim le
caag nwg
txhaj le

txua
nkoj. Nau-es
rau sab ntso
txua. Nwg xijpheej
qha tuabneeg txug
Vaajtswv hab. Tsi
muaj leejtwg
noog le.



Nau-es muaj kev ntseeg
luj heev. Nwg ntseeg
Vaajtswv txawm has tas
naag tsi tau lug dlua ib
zag le. Tsi ntev tomqaab,
lub nkoj npaaj txhij
kws yuav ntim
khoom
rua
huv
lawm.



Zag nuav coj tej tsaj lug. Tej hom tsaj Vaajtswv
coj xyaa khub, hab lwm hom tsaj ob khub. Noog luj
noog miv, tsaj sab tsaj nqeg taug kev rua
huv lub nkoj.




Tejzag tuabneeg yuav tshev
lug saib tsi taug rua Nau-es
thaum nwg muab tej tsaj
ntim rua huv.



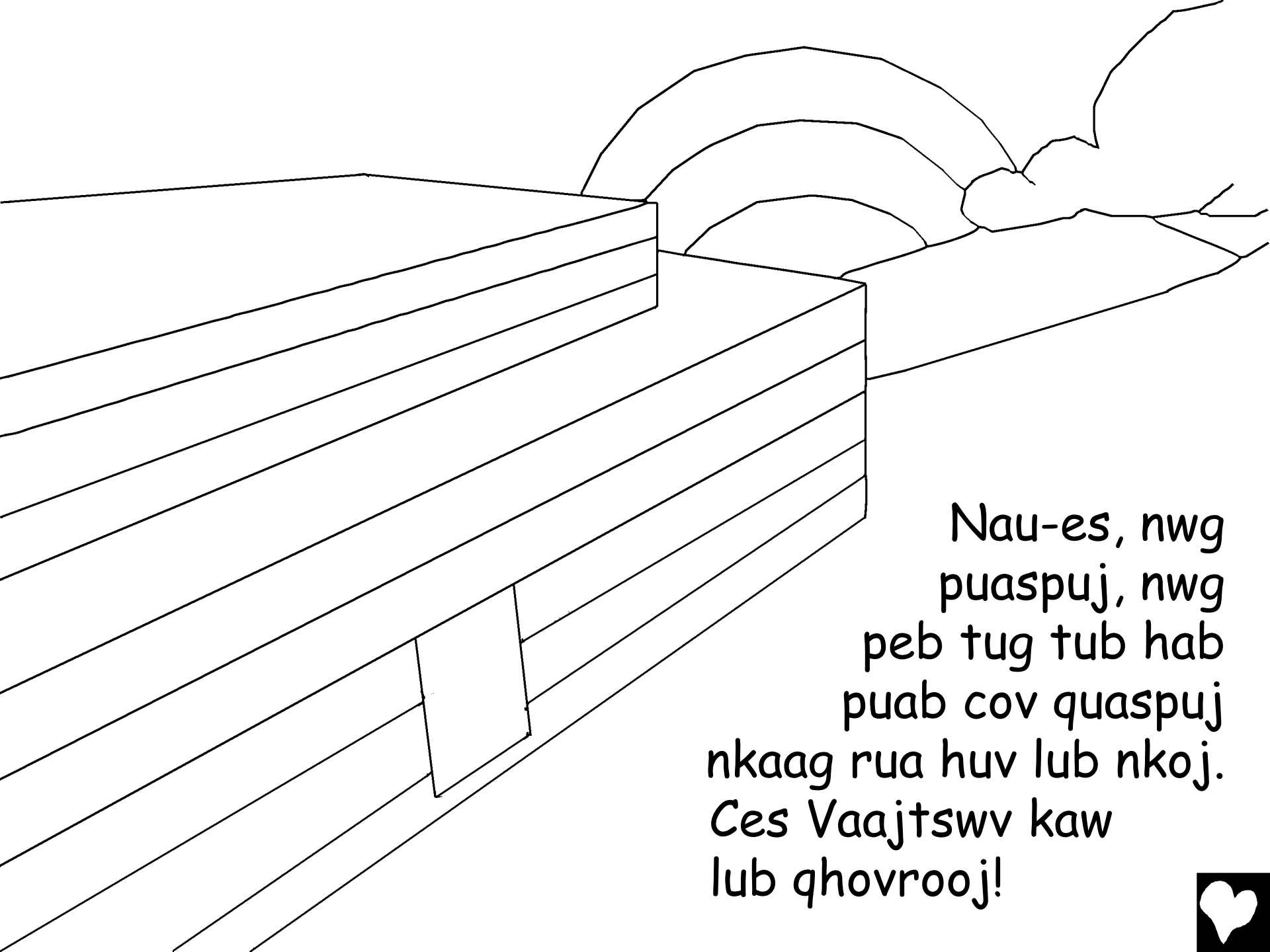
Puab yeej tsi tso tseg
puab txuj kev ua txhum
tawmtsaam Vaajtswv le.
Puab yeej tsi thov moog
nkaag rua huv
lub nkoj.





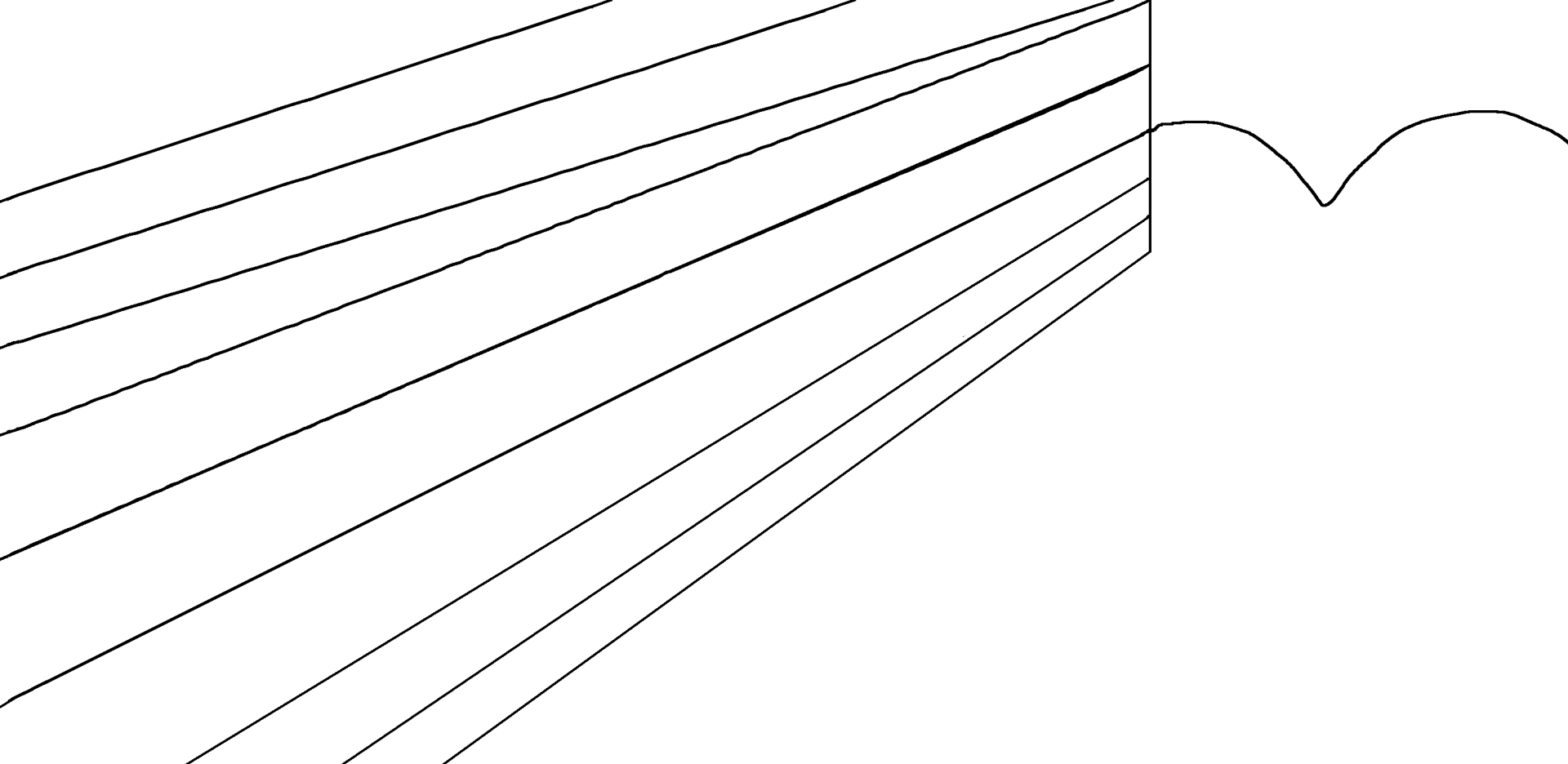
Thaum xaus,
taagnrho tej
tsaj hab noog
muab ntim taag
lawm. "Nkaag lug rua
huv lub nkoj," Vaajtswv
caw Nau-es. "Koj hab
koj tsev tuabneeg."





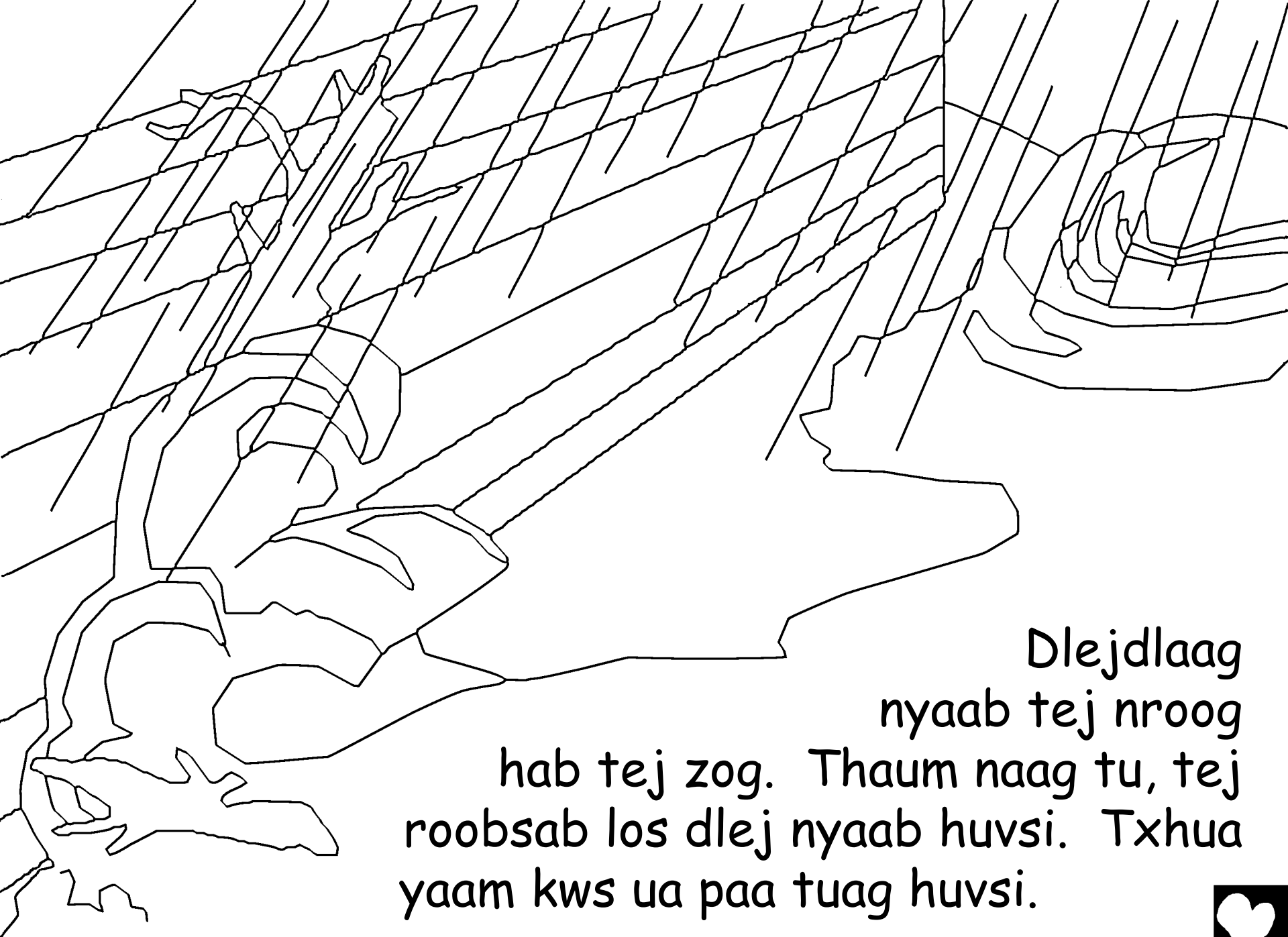
Nau-es, nwg
puaspuj, nwg
peb tug tub hab
puab cov quaspuj
nkaag rua huv lub nkoj.
Ces Vaajtswv kaw
lub qhovrooj!





Ces naag txawm lug. Ib nthwv
naag hlub hlub lug nyaab lub
nplajteb tau plaubcaug nub
plaubcaug mo.





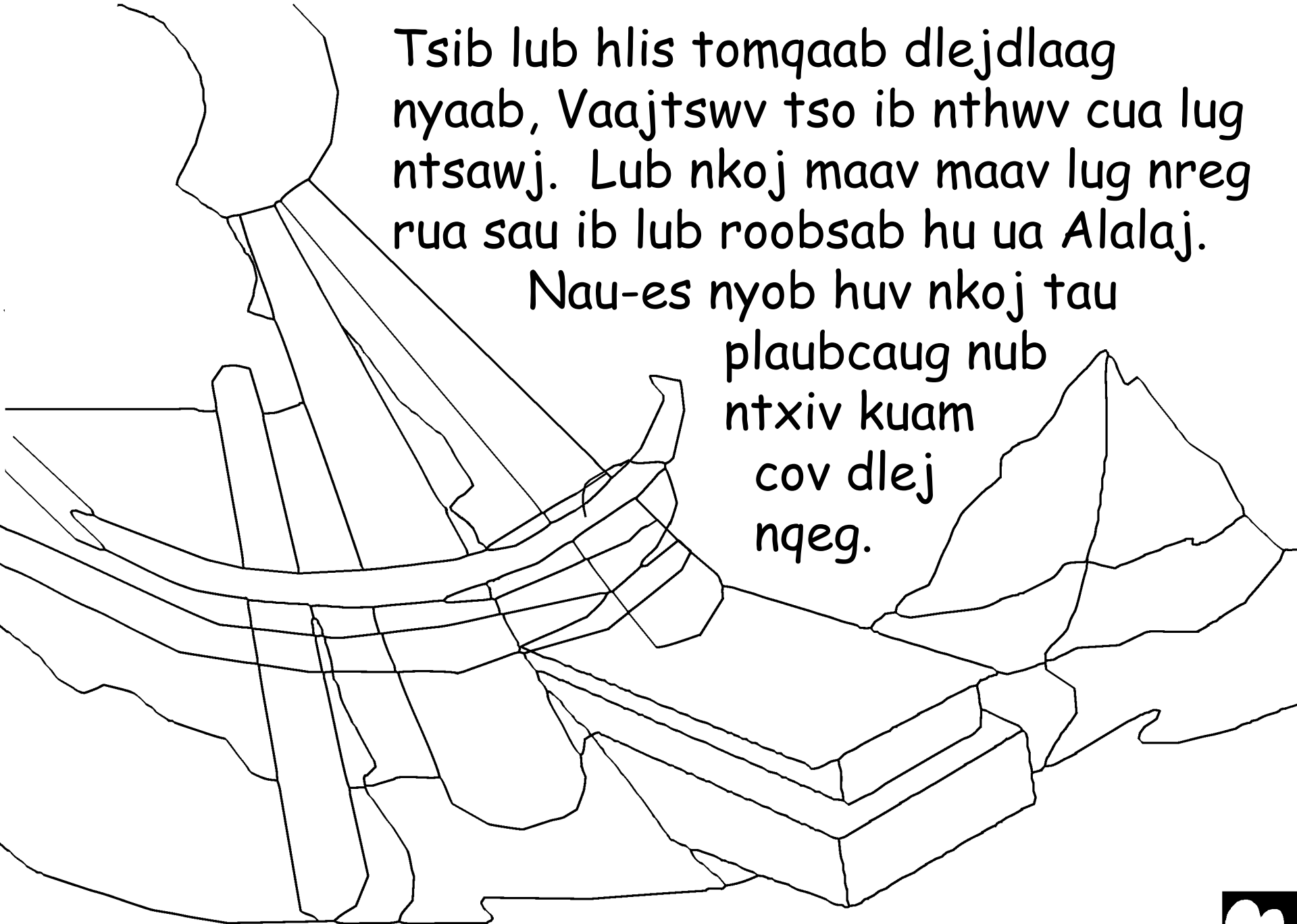
Dlejdlaag
nyaab tej nroog
hab tej zog. Thaum naag tu, tej
roobsab los dlej nyaab huvsi. Txhua
yaam kws ua paa tuag huvsi.





Thaum cov dlej fuam, lub
nkoj ntaab sau nplaimdlej.
Tejzag huv plawv nkoj yuav
tsaus, tejzag yuav ndlaas,
hab tejzag yuav txaus
ntshai hab. Tabsis lub
nkoj tivthaiv Nau-es
dlhau cov dlejdlaag.






Tsib lub hlis tomqaab dlejdlaag
nyaab, Vaajtswv tso ib nthwv cua lug
ntsawj. Lub nkoj maav maav lug nreg
rua sau ib lub roobsab hu ua Alalaj.


Nau-es nyob huv nkoj tau
plaubcaug nub
ntxiv kuam
cov dlej
nqeg.





Nau-es tso ib
tug uab-laag hab ib tug
nquab tawm huv lub
qhovrais moog. Tug
nquab nrhav tsi tau
chaw qhuav tsaws
hab rov lug rua
Nau-es.





Ib lub limtam tomqaab,
Nau-es rov ua dlua. Tug
nquab kwv ib rev nplooj
txiv ntoo roj mog mog ntawm
nwg tug kawg ncauj rov lug.
Lub limtam tomqaab Nau-es
paub has tas lub nplajteb
qhuav lawm vim tug nquab
tsi rov lug lawm.



Vaajtswv qha rua Nau-es tas txug caij
tawm huv lub nkoj lawm. Nau-es hab
nwg tsev tuabneeg koomteg muab
tej tsaj tso
tawm.




Ntshai Nau-es yuav uatsaug
heev le! Nwg teeb
ib lub thaaj hab
pehawm Vaajtswv
Tug kws cawm nwg
hab nwg tsev tuabneeg
dlim ntawm cov nam
dlejdlaag kws qasntsuav.



Vaajtswv
cog ib yaam
lug zoo heev
rua Nau-es.

Nwg yuav tsi tso
dlejdlaag lug rau
txim rua tuabneeg
tej kev txhum ib
zag ntxiv le lawm.





Vaajtsww
tsim ib yaam
zoo heev lug
ua chaw ncu
txug Nwg txuj
kev coglug.

Tug dluab zaaj yog
lub cim rua Vaajtsww
txuj kev coglug.



Nau-es hab nwg
tsev tuabneeg
muaj chaw chivtshab tomqaab
dlejdlaag. Tomqaab nuav, nwg
cov xeebntxwv fuamvaam
puv nplajteb. Txhua haiv
tuabneeg huv
qaabntuj

nuav
yog

fuamvaam
ntawm Nau-es hab
nwg cov mivnyuas lug.



Nau-es hab Dlejdlaag kws Luj Heev

Ib zaaj huv Vaajtsww Txujlug,
phoo Vaajlugkub,

yog nyob rua huv

Chivkeeb 6-10

"Lub chaw rua Koj cov Lug nkaag kws muaj
teeb ci." Ntawv Nkauj 119:130



Qhov Xaus



3



60



Zaaj Vaajlugkub nuv qha peb txug peb tug Vaajtswv
zoo kawg nkaus kws tsim peb hab Nwg xaav kuam koj paub Nwg.

Vaajtswv paub has tas peb tau ua ntau yaam phem, kws Nwg hu ua kev txhum. Txuj kev rau txim rua kev txhum yog kev tuag, tabsis Vaajtswv hlub koj kawg le kws Nwg xaa Nwg tuableeg Tub, Yexus, lug tuag sau ib tug Ntoo Khaublig hab raug rau txim hloov koj txuj kev txhum. Tomqaab ntawd Yexus sawv rov lug muaj sa hab rov moog nyob nwg lub tsev sau Ntuj Ceebtsheej! Yog koj ntseeg Yexus hab thov kuam Nwg zaam koj tej kev txhum, Nwg yuav ua le ntawd! Nwg yuav lug nyob huv koj taamsim nuav, hab koj yuav nrug Nwg nyob moog le ib txhis.

Yog koj ntseeg has tas nuav yog qhov tseeb, ha le nuav rua Vaajtswv: Aub Yexus, kuv ntseeg has tas Koj yog Vaajtswv, hab lug yug ua ib tug tuabneeg lug tuag hloov kuv tej kev txhum, hab nwg nuav Koj tseem muaj sa nyob. Thov Koj lug nyob huv kuv lub neej hab zaam kuv tej kev txhum, sub kuv txhaj le muaj txujsa tshab taamsim nuav, hab ib nub moog nrug Koj nyob moog ib txhis. Thov paab kuam kuv noog Koj lug hab ua neej rua Koj le Koj tug mivnyuas. Amees.

Nyeem phoo Vaajlugkub hab nrug Vaajtswv sibthaam txhua nub!
Yuhaas 3:16

