


Vaajlugkub rua Mivnyuas Yau
Nthuav Tawm



Ntuj
Ceebtsheej,
Vaajtsww
lub Tsev
kws Zoo
Nkauj heev



Tug Sau yog: Edward Hughes

Tug Kus Dluab yog: Lazarus és Alastair Paterson

Tug Hloov yog: Sarah S.

Tug Txhais yog: Andy Yang


Tug Tsim yog: Bible for Children
www.M1914.org

©2020 Bible for Children, Inc.

Ntawv Tso Cai: Koj muaj cai muab zaaj
nuav kaij lossis luam, tsuav yog koj tsi
xob muab muag xwb.



Thaum Yexus ua neej nyob huv lub
nplajteb nuav Nwg qha Nwg
cov thwjtim txug Ntuj
Ceebtsheej. Nwg
muab hu ua "Kuv
Txiv Lub Tsev",
hab qha has




tas muaj ntau lub tsev-luj heev.



Lub tsev-luj yog ib lub tsev
kws luj-luj hab zoo nkauj heev.


Ntuj Ceebtsheej luj
tshaaj hab zoo
nkauj tshaaj le
txhua lub tsev




huv nplajteb nuav.




Yexus has tas, "Kuv moog tu chaw
tog koj. Hab yog Kuv moog tu chaw
tog koj, Kuv yuav rov lug dlua hab
coj koj moog
nrug Kuv
nyob."



Yexus yeej moog rua sau Ntuj
Ceebtsheej lawm tag, tomqaab Nwg
sawv huv qhovtuag lug.



Thaum Nwg cov thwjtim saib ntsoov
Nwg, ib tauv fuab lug coj Yexus
moog ntawm puab lub qhovmuag
lawm.



Txij le thaum ntawd lug, cov Ntseeg
Yexus ncu ntsoov Yexus cov lug
cogtseg tas Nwg yuav rov
lug coj puab. Yexus
has tas Nwg yuav
rov lug sai sai,
thaum yug



NRUG TUG
TSWV NYOB

tsi npaaj.



Tab sis cov Ntseeg
kws tuag uantej Nwg
rov lug nes?



NRUG TUG
TSWV NYOB



Vaajlugkub qha has tas puab ncaaj
nraim moog nrug Yexus nyob.


Thaum peb ncaim lub cev
nuav ces yog peb
moog nrug tug
Tswv nyob.



**NRUG TUG
TSWV NYOB**




Tshwmsim, phoo ntawv kawg huv
phoo Vaajlugkub, qha peb tas Ntuj
Ceebtsheej zoo npaum le caag.



Qhov kws zoo tshaaj plawg le yog
tas, Ntuj Ceebtsheej yog Vaajtswv
lub tsev. Vaajtswv nyob txhua qhov

tabsis Nwg lub
zwmtxwv yog
nyob Ntuj
Ceebtsheej.




Tej Timtswv hab lwm yaam kws nyob sau
ntuj pehawm Vaajtswv sau Ntuj Ceebt-
sheej. Vaajtswv cov tuab-
neeg txhua tug kws tuag
hab moog nyob sau Ntuj
Ceebtsheej lawm los ua
tuabyaam
hab. Puab hu
nkauj tsh-
wjxeeb
qhuas Vaaj-
-tswv.



Nuav yog tej lu lug ntawm ib zaaj nkauj
kws puab hu: KOJ YOG TUG KWS
TSIMNYOG VIM KOJ
LUG TXHWV PEB RUA
VAAJTSWV LUG
NTAWM KOJ COV
NTSHA AV
TAWM
NTAWM
TXHUA
TSA AV ...

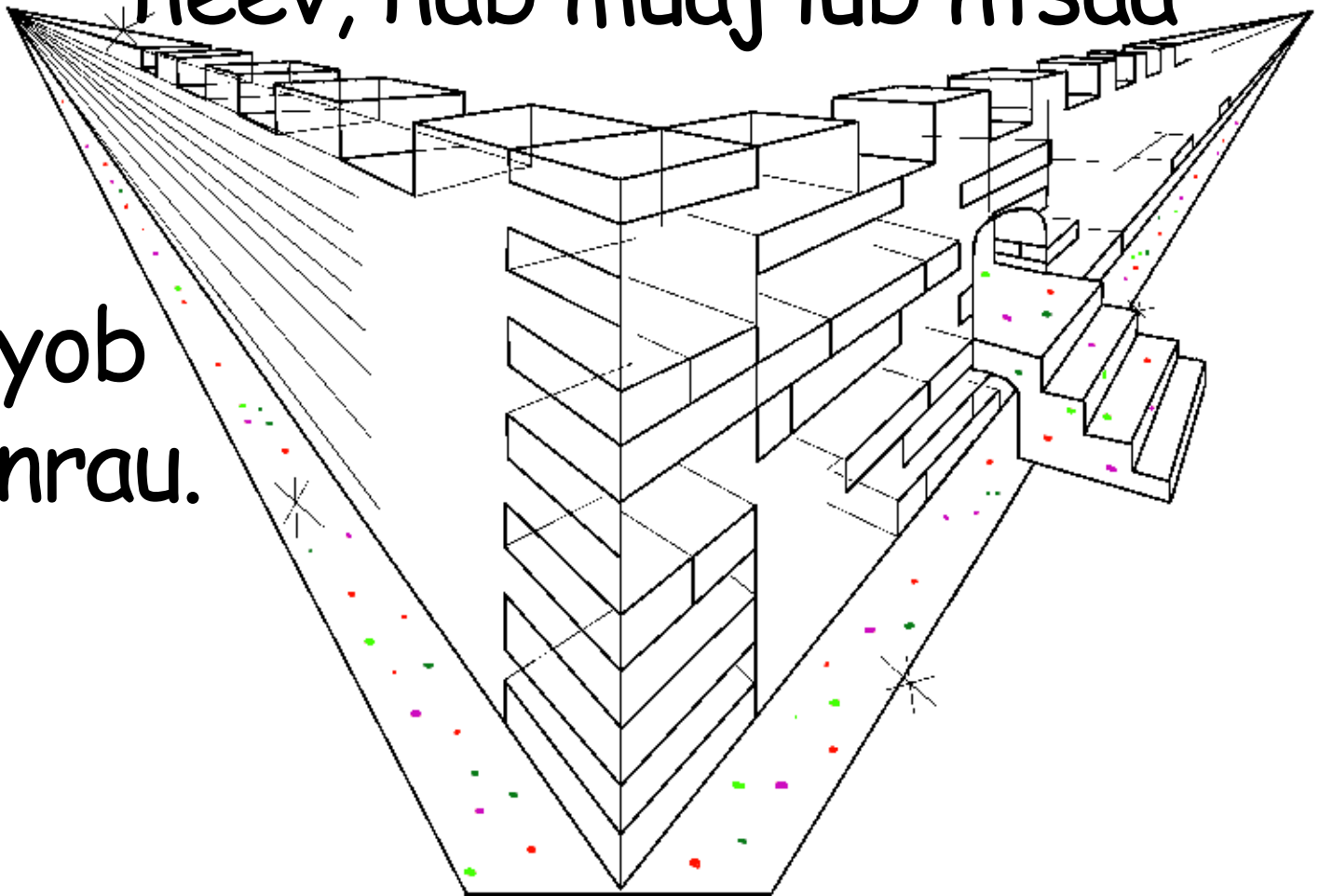


... TUABNEEG HAB TXHUA LUB
TEBCHAWS HAB MUAB PEB TSAA
UA VAAJNTXWV HAB
UA POVTHAWJ RUA
PEB TUG VAAJT SWV.
(Tshwmsim
5:9)

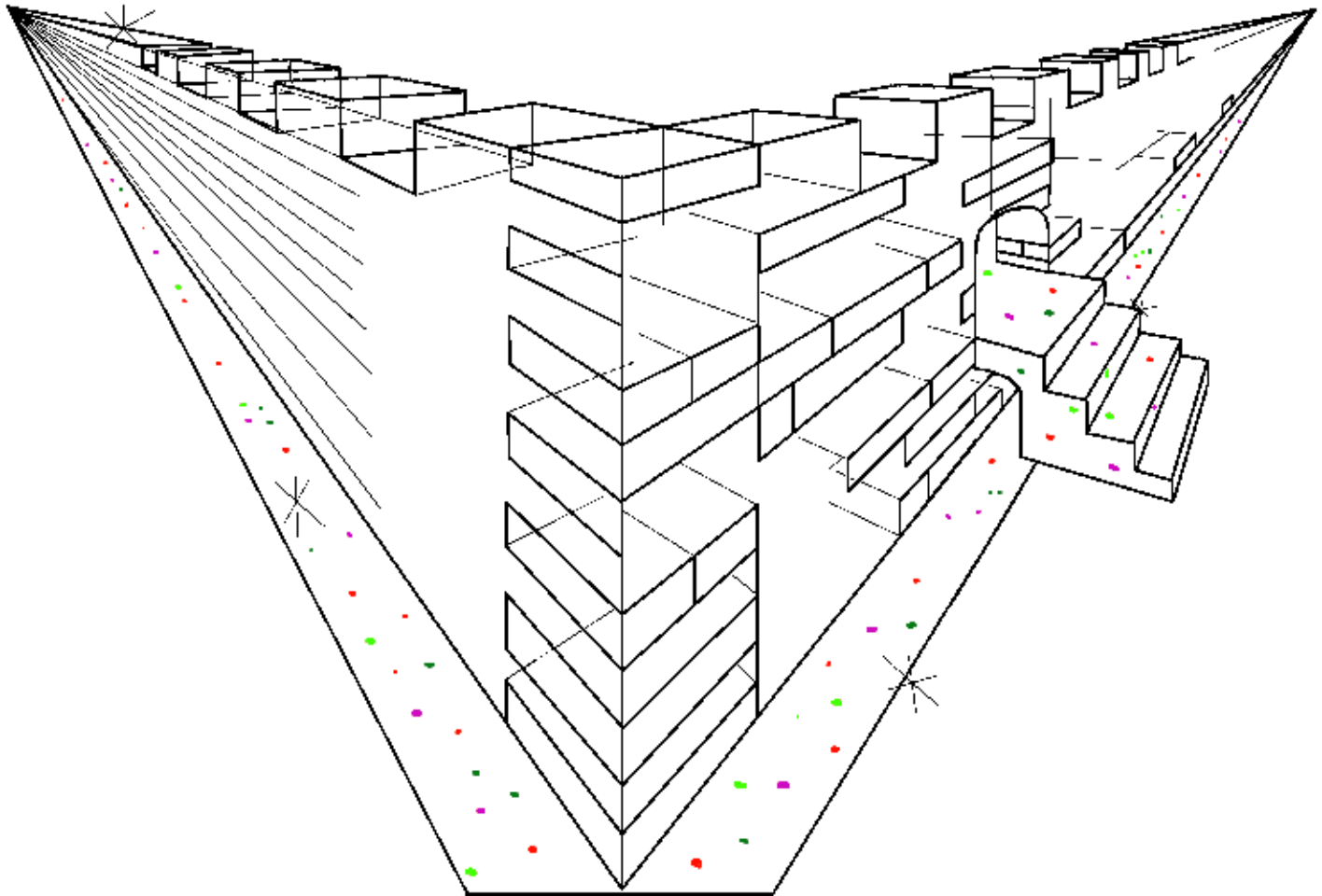


Nplooj ntawv kawg huv phoo Vaajlugkub
qha has tas Ntuj Ceebtsheej yog "Lub
Nroog Yeluxalees Tshab". Nwg luj luj
heev, hab muaj lub ntsaa

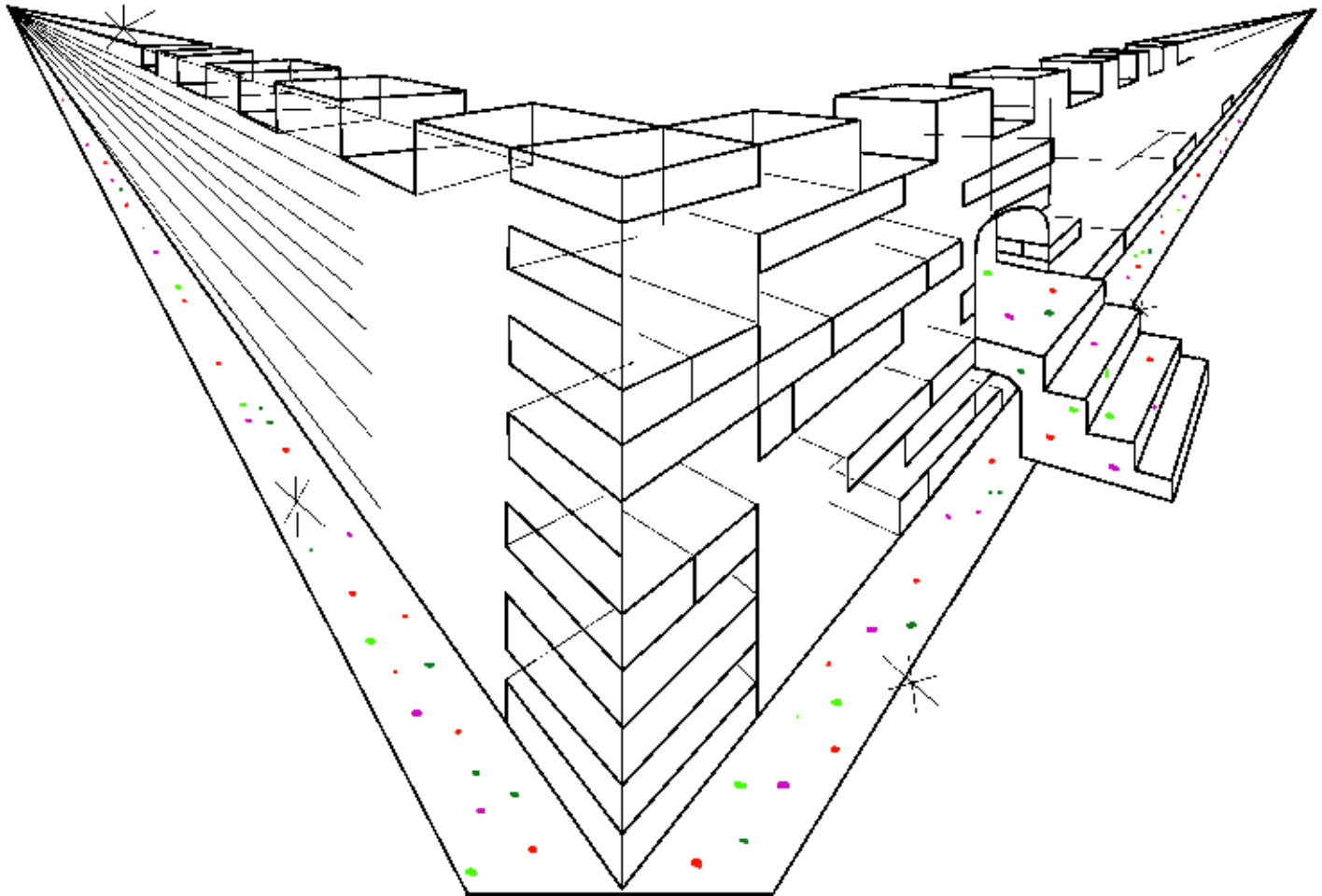
yeej
sab
sab nyob
saab nrau.




Lub taw ntsaa yeej yog xuas qai zeb ci ci
hab manixaus kws pum kev tshaab plawg
lug tsim, muaj xim ntau yaam ci ntsaa ab.



Txhua lub roojvaag yog siv ib lub
hlaws luj luj lug ua!




Cov roojvaag hlaws ntawd yeej tsi
kaw le. Ca peb moog rua huv hab
saib muaj dlaabtsi ... UAB!



Huv nruab nrog Ntuj Ceebtsheej
mas tseem zoo nkauj tshaaj hab.


Lub nroog yog siv kub lug ua, zoo le
dclaim av. Tej
kev los yog
siv kub lug




ua hab.




Muaj ib tug dlej cawm sav ntshab
si hab zoo nkauj heev ndlwg tawm
ntawm Vaajtswv lub zwmtxwv lug.



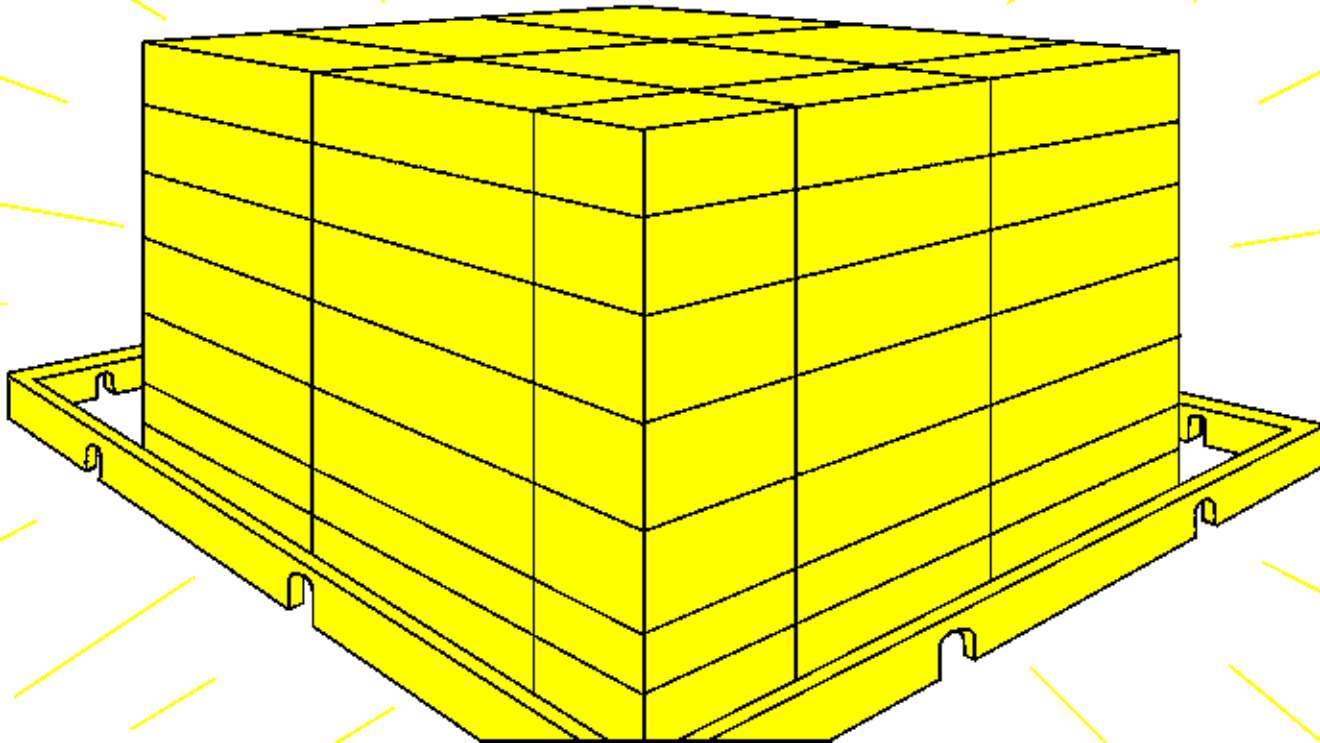
Nyob ob saab ntug dlej muaj tsob
ntoo kws muaj txujsa, kws xwb
tshwm nyob huv lub Vaaj Edees.
Tsob ntoo nuav tshwjxeeb heev.




Nwg txi kaub-ob hom ntxiv, ib hlis txi ib hom. Hab cov nplooj ntawm tsob ntoo muaj txujsa nuav yog siv lug khu txhua tsaav tuabneeg tej kev mobnkeeg.




Ntuj Ceebtsheej tsi taag muaj
lub nub lossis lub hli lug ci pumkev.
Vaajtswv lub fwjchim ci ntsaa ab ua
pumkev zoo nkauj heev. Nwg tsi
muaj mo ntuj ntawd le.



Txawm tej tsaj huv Ntuj
Ceebtsheej los txawv hab. Tej
tsaj puavleej tsi qus hab nyam
tuabneeg. Maa hab yaaj noj
zaub uake.



Tug nam tsuv ntxhuav kws muaj
zug heev los noj nroj zoo le tug nyuj.
VAAJT SWV has tas, "Puab yuav tsi
tum lossis sisrhuav huv Kuv lub roob
kws dlawbhuv."




Thaum peb saib ncigleeg, peb pum has
tas Ntuj Ceebtsheej tseem tsi muaj
ntau yaam. Tsi

muaj
leejtwg
has lug
nyaum
nyaum le.

Tsi muaj
leejtwg

sibntaus lossis



muabhlub.



Tej qhovrooj tsi muaj yumsij xauv, vim
tsi muaj tubsaab nyob sau Ntuj Ceebt-
sheej. Tsi muaj

leejtwg
dlaag, tua
tuab-
neeg, ua
dlaab,
lossis lwm
hom
tuabneeg phem.



Tsi muaj kev txhum ib yaam dlaabtsi
huv Ntuj Ceebtsheej le.




Nrug Vaajtswv nyob
huv Ntuj Ceebtsheej
mas tsi lug kua muag
ntxiv le lawm. Muaj
ntau zag Vaajtswv cov
tuabneeg huv nplajteb
nuav quaj vim muaj kev
tusab ntau yaam.




Huv Ntuj Ceebtsheej,
Vaajtswv yuav so
txhua tug lub kua
muag huv tuabsi.




Huv Ntuj Ceebtsheej tsi muaj kev
tuag le hab. Vaajtswv cov tuabneeg
yuav nrug tug
Tswv nyob
moog ib
txhis.



Tsi muaj kev tusab, tsi muaj kev
quaj, tsi muaj mob mob. Tsi muaj
mob, tsi tuag,
tsi muaj
nteeg
tuag.



Txhua tug huv Ntuj Ceebtsheej
muaj kev zoo sab moog ib txhis nrug
Vaajtswv.



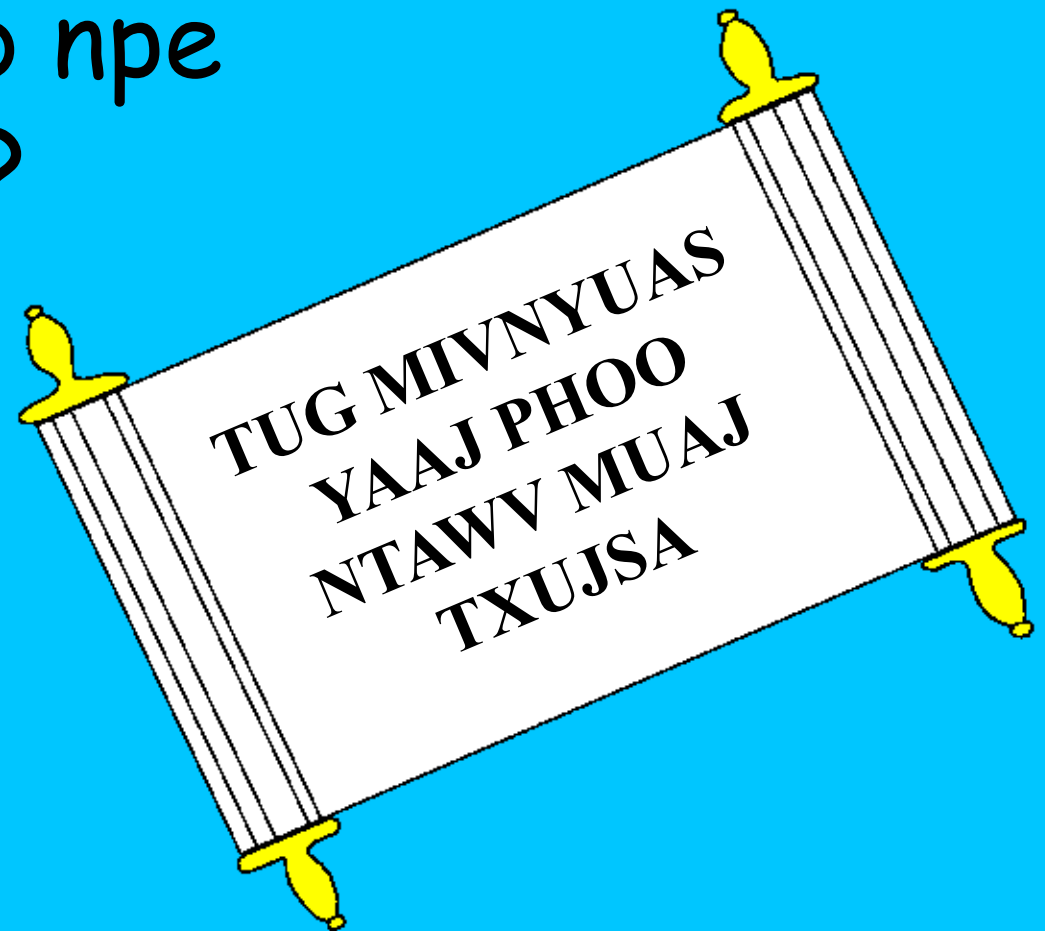
Qhov zoo tshaaj plawg yog, Ntuj
Ceebtsheej yog tsim rua cov mivtub
hab mivntxhais (hab cov laug hab)
kws tub txais Yexus Khetos
ua puab tug Cawmseej
hab coj lawv
le Nwg has
hab ua puab
tug Tswv.



Huv Ntuj Ceebtsheej muaj ib phoo
ntawv kws hu ua tug Mivnyuav Yaaj
Phoo Ntawv Muaj Txujisa. Muaj
tuabneeg tej npe ntau
ntau nyob rua huv.



Koj puas paub leejtwg lub npe txhaj
le sau nyob rua huv. Txhua tug
tuabneeg kws ca sab rua
Yexus. Koj lub npe
puas nyob huv?



Lu lug xaus huv phoo Vaajlugkub has
ntsig txug Ntuj Ceebtsheej yog ib
cov lug caw kws zoo kawg le.



"Vaaj Ntsujplig hab tug Nkauj
Nyaab has tas, 'Ca le lug ntawm
nuav!' Txhua tug kws nov ca le has

tas 'Ca
le lug
ntawm
nuav!'



Tug kws nqhes dlej ca le lug ntawm
nuav. Tug kws xaav haus ca le lug
txais cov dlej cawm txujsa moog

haus
dlawb
dlo
xwb."



Ntuj Ceebtsheej, Vaajtswv lub
Tsev kws Zoo Nkauj heev

Ib zaaj huv Vaajtswv Txujlug,
phoo Vaajlugkub,

yog nyob rua huv

Yuhaas 14, 2 Kauleethaus 5,
Tshwmsim 4, 21, 22

"Lub chaw rua Koj cov Lug nkaag kws muaj
teeb ci." Ntawv Nkauj 119:130



Qhov Xaus



Zaaj Vaajlugkub nuv qha peb txug peb tug Vaajtswv
zoo kawg nkaus kws tsim peb hab Nwg xaav kuam
koj paub Nwg.

Vaajtswv paub has tas peb tau ua ntau yaam phem,
kws Nwg hu ua kev txhum. Txuj kev rau txim rua
kev txhum yog kev tuag, tabsis Vaajtswv hlub koj
kawg le kws Nwg xaa Nwg tuableeg Tub, Yexus, lug
tuag sau ib tug Ntoo Khaublig hab raug rau txim
hloov koj txuj kev txhum. Tomqaab ntawd Yexus
sawv rov lug muaj sa hab rov moog nyob nwg lub
tsev sau Ntuj Ceebtsheej! Yog koj ntseeg Yexus
hab thov kuam Nwg zaam koj tej kev txhum, Nwg
yuav ua le ntawd! Nwg yuav lug nyob huv koj
taamsim nuav, hab koj yuav nrug Nwg nyob
moog le ib txhis.



Yog koj ntseeg has tas nuav yog qhov tseeb,
ha le nuav rua Vaajtswv:

Aub Yexus, kuv ntseeg has tas Koj yog Vaajtswv,
hab lug yug ua ib tug tuabneeg lug tuag hloov kuv
tej kev txhum, hab nwgnuav Koj tseem muaj sa
nyob. Thov Koj lug nyob huv kuv lub neej hab
zaam kuv tej kev txhum, sub kuv txhaj le muaj
txujsa tshab taamsim nuav, hab ib nub moog nrug
Koj nyob moog ib txhis. Thov paab kuam kuv noog
Koj lug hab ua neej rua Koj le Koj tug mivnyuas.
Amees.

Nyeem phoo Vaajlugkub hab nrug Vaajtswv
sibthaam txhua nub!

Yuhaas 3:16

