

Huv Ntuj Ceebtsheej muaj ib phoo ntawv kws hu ua tug Mivnyuav Yaaj Phoo Ntawv Muaj Txujisa. Muaj tuabneeg tej npe ntau ntau nyob rua huv. Koj puas paub leejtwg lub npe txhaj le sau nyob rua huv. Txhua tug tuabneeg kws ca sab rua Yexus.

Koj lub npe puas nyob huv?



19

Lu lug xaus huv phoo Vaajlugkub has ntsig txug Ntuj Ceebtsheej yog ib cov lug caw kws zoo kawg le.



20

"Vaaj Ntsujplig hab tug Nkauj Nyaab has tas, 'Ca le lug ntawm nuav!' Txhua tug kws nov ca le has tas 'Ca le lug ntawm nuav!' Tug kws nqhes dlej ca le lug ntawm nuav. Tug kws xaav haus ca le lug txais cov dlej cawm txujisa moog haus dlawb dlo xwb."



21

Ntuj Ceebtsheej, Vaajtswv lub Tsev kws Zoo Nkauj heev


Ib zaaj huv Vaajtswv Txujlug, phoo Vaajlugkub,

yog nyob rua huv

Yuhaas 14, 2 Kauleethaus 5, Tshwmsim 4, 21, 22

"Lub chaw rua Koj cov Lug nkaag kws muaj teeb ci." Ntawv Nkauj 119:130

# Ntuj Ceebtsheej, Vaajtswv lub Tsev kws Zoo Nkauj heev



Tug Sau yog Edward Hughes  
Tug Kus Dluab yog Lazarus

Tug Txhais yog Andy Yang  
Tug Hloov yog Sarah S.

Zaaj 60 ntawm 60

**M1914.org**

**Bible for Children, PO Box 3, Winnipeg MB R3C 2G1 Canada**

Ntawv Tso Cai: Koj muaj cai muab zaaj nuav kaij lossis luam, tsuav yog koj tsi xob muab muag xwb.

**Vaajtswv paub** has tas peb ua ntau yaam phem, kws Nwg hu ua kev txhum. Txuj kev rau txim rua kev txhum yog kev tuag.

**Vaajtswv hlub peb** kawg le kws Nwg xaa Nwg Leejtub, Yexus, lug tuag sau tug Ntawv Khaublig hab them peb lub txim. **Yexus sawv rov lug muaj sa** hab rov moog sau Ntuj Ceebtsheej! Nwgnuav Vaajtswv muaj peevxwm zaam tau peb tej kev txhum.

**Yog koj xaav tsiv tawm ntawm koj tej kev txhum**, has le nuav rua Vaajtswv: Aub Vaajtswv, kuv ntseeg has tas Yexus tuag txhuv kuv hab nwgnuav tseem muaj sa nyob. Thov Koj lug nyob huv kuv lub neej hab zaam kuv tej kev txhum, sub kuv txhaj le muaj txujisa tshab, hab ib nub moog nrug Koj nyob moog ib txhis. Thov paab kuam kuv ua neej rua Koj le Koj tug mivnyuas.

**Nyeem phoo Vaajlugkub hab nrug Vaajtswv sibthaam txhua nub!**

Hmong Blue


Thaum Yexus ua neej nyob huv lub nplajteb nuav Nwg qha Nwg cov thwjtim txug Ntuj Ceebtsheej. Nwg muab hu ua "Kuv Txiv Lub Tsev", hab qha has tas muaj ntau lub tsev-luj heev. Lub tsev-luj yog ib lub tsev kws luj-luj hab zoo nkauj heev.



Ntuj Ceebtsheej luj tshaaj hab zoo nkauj tshaaj le txhua lub tsev huv nplajteb nuav.

Yexus has tas, "Kuv moog tu chaw tog koj. Hab yog Kuv moog tu chaw tog koj, Kuv yuav rov lug dlua hab koj koj moog nrug Kuv nyob." Yexus yeej moog rua sau Ntuj Ceebtsheej lawm tag, tomqaab Nwg sawv huv qhovtuag lug. Thaum Nwg cov thwjtim saib ntsoov Nwg, ib tauv fuab lug koj Yexus moog ntawm

puab lub qhovmuag lawm.




1

2

Txij le thaum ntawd lug, cov Ntseeg Yexus ncu ntsoov Yexus cov lug cogtseg tas Nwg yuav rov lug coj puab. Yexus has tas Nwg yuav rov lug sai sai, thaum yug tsi npaaj. Tabsis cov Ntseeg kws tuag uantej Nwg rov lug nes? Vaajlugkub qha has tas puab ncaaj nraim moog nrug Yexus nyob. Thaum peb ncaim lub cev nuav ces


NRUG TUG TSWV NYOB

yog peb moog nrug tug Tswv nyob.



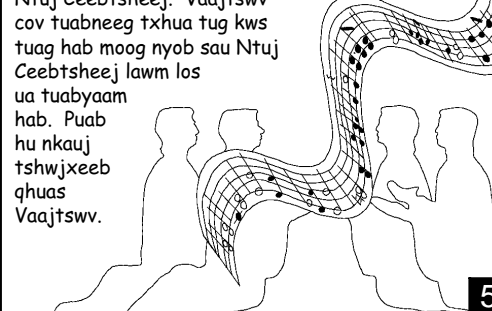
3

Tshwmsim, phoo ntawv kawg huv phoo Vaajlugkub, qha peb tas Ntuj Ceebtsheej zoo npaum le caag. Qhov kws zoo tshaaj plawg le yog tas, Ntuj Ceebtsheej yog Vaajtswv lub tsev. Vaajtswv nyob txhua qhov tabsis Nwg lub zwmtxwv yog nyob Ntuj Ceebtsheej.



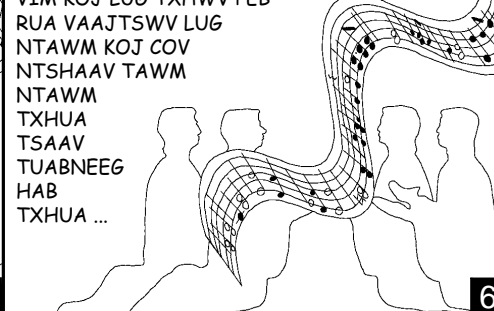
4

Tej Timtswv hab lwm yaam kws nyob sau ntuj pehawm Vaajtswv sau Ntuj Ceebtsheej. Vaajtswv cov tuabneeg txhua tug kws tuag hab moog nyob sau Ntuj Ceebtsheej lawm los ua tuabyaam hab. Puab hu nkauj tshwjxeeb qhuas Vaajtswv.



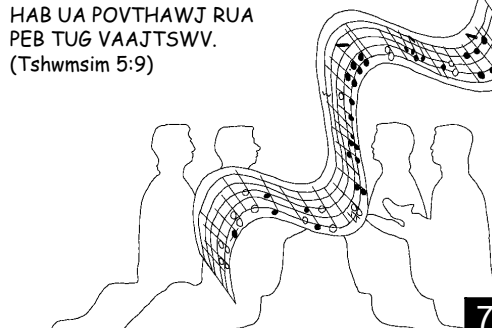
5

Nuav yog tej lu lug ntawm ib zaaj nkauj kws puab hu: KOJ YOÜ TUG KWS TSIMNYOG VIM KOJ LUG TXHWV PEB RUA VAAJTSWV LUG NTAWM KOJ COV NTSHAAV TAWM NTAWM TXHUA TSAAV TUABNEEG HAB TXHUA ...



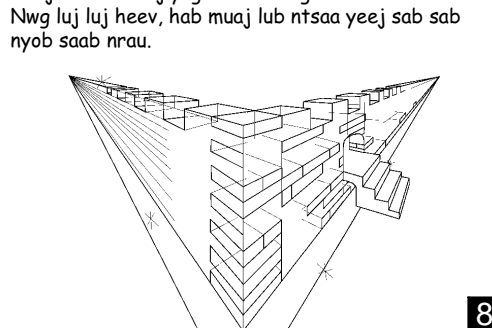
6

... LUB TEBCHAWS HAB MUAB PEB TSAA UA VAAJNTXWV HAB UA POVTHAWJ RUA PEB TUG VAAJTSWV. (Tshwmsim 5:9)



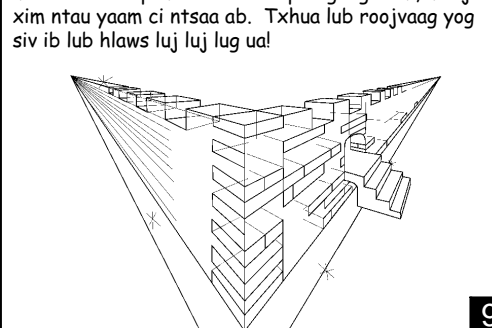
7

Nplooj ntawv kawg huv phoo Vaajlugkub qha has tas Ntuj Ceebtsheej yog "Lub Nroog Yeluxalees Tshab". Nwg luj luj heev, hab muaj lub ntsaa yeej sab sab nyob saab nraa.




8

Lub taw ntsaa yeej yog xuas qai zeb ci ci hab manixaus kws pum kev tshaab plawg lug tsim, muaj xim ntau yaam ci ntsaa ab. Txhua lub roojvaag yog siv ib lub hlaws luj luj lug ua!




9

Cov roojvaag hlaws ntawd yeej tsi kaw le. Ca peb moog rua huv hab saib muaj dlaabtsi ... UAB! Huv nrub nrog Ntuj Ceebtsheej mas tseem zoo nkauj tshaaj hab. Lub nroog yog siv kub lug ua, zoo le dlaim av. Tej kev los yog siv kub lug ua hab.



10

Muaj ib tug dlej cawm sav ntshab si hab zoo nkauj heev ndlwg tawm ntawm Vaajtswv lub zwmtxwv lug. Nyob ob saab ntug dlej muaj tsob ntoo kws muaj txujsa, kws xwb tshwm nyob huv lub Vaaj Edees. Tsob ntoo nuav tshwjxeeb heev. Nwg txi kaub-ob hom ntxiv, ib hlis txi ib hom. Hab cov nplooj ntawm tsob ntoo muaj txujsa nuav yog siv lug khu txhua tsaav tuabneeg tej kev mobnkeeg.



11

Ntuj Ceebtsheej tsi taag muaj lub nub lossis lub hli lug ci pumkev. Vaajtswv lub fwjchim ci ntsaa ab ua pumkev zoo nkauj heev. Nwg tsi muaj mo ntuj ntawd le.




12

Txawm tej tsaj huv Ntuj Ceebtsheej los txawm hab. Tej tsaj puavleej tsi qus hab nyam tuabneeg. Maa hab yaaj noj zaub uake. Tug nam tsuv ntshuav kws muaj zug heev los noj nroj zoo le tug nyuj. VAAJTSWV has tas, "Puab yuav tsi tum lossis sisrhuav huv Kuv lub roob kws dlawbhuv."



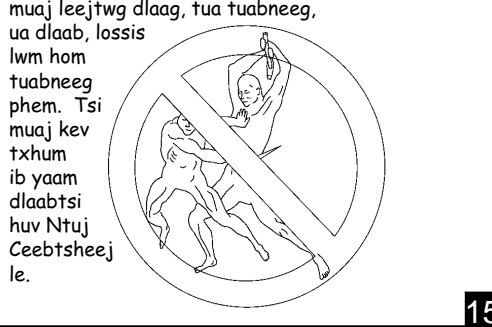
13

Thaum peb saib ncigleeg, peb pum has tas Ntuj Ceebtsheej tseem tsi muaj ntau yaam. Tsi muaj leejtwg has lug nyaum nyaum le. Tsi muaj leejtwg sibntaus lossis muabhlub.




14

Tej qhovrooj tsi muaj yumsij xauv, vim tsi muaj tubsaab nyob sau Ntuj Ceebtsheej. Tsi muaj leejtwg dlaag, tua tuabneeg, ua dlaab, lossis lwm hom tuabneeg phem. Tsi muaj kev txhum ib yaam dlaabtsi huv Ntuj Ceebtsheej le.




15

Nrug Vaajtswv nyob huv Ntuj Ceebtsheej mas tsi lug kua muag ntxiv le lawm. Muaj ntau zag Vaajtswv cov tuabneeg huv nplajteb nuav quaj vim muaj kev tusab ntau yaam. Huv Ntuj Ceebtsheej, Vaajtswv yuav so txhua tug lub kua muag huv tuabsi.



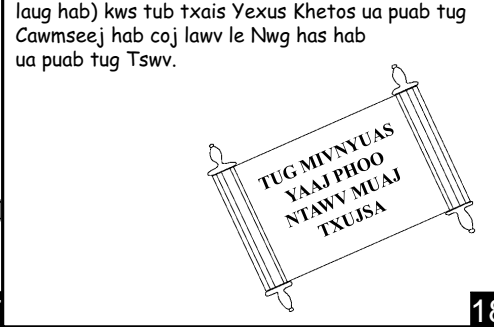
16

Huv Ntuj Ceebtsheej tsi muaj kev tuag le hab. Vaajtswv cov tuabneeg yuav nrug tug Tswv nyob moog ib txhis. Tsi muaj kev tusab, tsi muaj kev quaj, tsi muaj mob mob. Tsi muaj mob, tsi tuag, tsi muaj nteeg tuag. Txhua tug huv Ntuj Ceebtsheej muaj kev zoo sab moog ib txhis nrug Vaajtswv.



17

Qhov zoo tshaaj plawg yog, Ntuj Ceebtsheej yog tsim rua cov mivntxhais (hab cov laug hab) kws tub txais Yexus Khetos ua puab tug Cawmseej hab coj lawm le Nwg has hab ua puab tug Tswv.



18