

Tug tuabneeg nuav yog Nau-es. Yog Xe j ib tug xeebntxwv, Nau-es yog ib tug ncaaj nceeg hab nwg yeej ibtxwm ua zoo taag nwg sim neej. Nwg nrug Vaajtswv taugkev uake.

19



Nwg qha kuam nwg peb tug tub ua lawv le Vaajtswv qha hab. Zag nuav Vaajtswv npaaj siv Nau-es lug ua ib yaam txawv hab zoo kawg nkaus le!

20

Qhov Chiv ntawm Tuabneeg txuj kev Nyuajsab


Ib zaaj huv Vaajtswv Txujlug,
phoo Vaajlugkub,

yog nyob rua huv

Chivkeeb 3-6

"Lub chaw rua Koj cov Lug nkaag kws muaj teeb ci." Ntawv Nkauj 119:130

Qhov Chiv ntawm Tuabneeg txuj kev Nyuajsab



Tug Sau yog Edward Hughes
Tug Kus Dluab yog Byron Unger; Lazarus

Tug Txhais yog Andy Yang
Tug Hloov yog M. Maillot; Tammy S.

Zaaj 2 ntawm 60

M1914.org

Bible for Children, PO Box 3, Winnipeg MB R3C 2G1 Canada

Ntawv Tso Cai: Koj muaj cai muab zaaj nuav kaij lossis luam,
tsuav yog koj tsi xob muab muag xwb.

Vaajtswv paub has tas peb ua ntau yaam phem, kws Nwg hu ua kev txhum. Txuj kev rau txim rua kev txhum yog kev tuag.

Vaajtswv hlub peb kawg le kws Nwg xaa Nwg Leejtub, Yexus, lug tuag sau tug Ntoo Khaublig hab them peb lub txim. Yexus sawv rov lug muaj sa hab rov moog sau Ntuj Ceebtsheej! Nwgnuav Vaajtswv muaj peevxwm zaam tau peb tej kev txhum.

Yog koj xaav tsiv tawm ntawm koj tej kev txhum, has le nuav rua Vaajtswv: Aub Vaajtswv, kuv ntseeg has tas Yexus tuag txhuv kuv hab nwgnuav tseem muaj sa nyob. Thov Koj lug nyob huv kuv lub neej hab zaam kuv tej kev txhum, sub kuv txhaj le muaj txujsa tshab, hab ib nub moog nrug Koj nyob moog ib txhis. Thov paab kuam kuv ua neej rua Koj le Koj tug mivnyuas.

Nyeem phoo Vaajlugkub hab nrug Vaajtswv sibthaam txhua nub!

Hmong Blue

VAAJTSWV TSIM TXHUA
YAAM! Thaum Vaajtswv tsim thawj tug tuaneeg, Adaas, nwg nyob rua huv lub vaaj Edees nrug nwg tug quaspuj, Evas.




1

Obtug nyob kaajsab lug coj lawv le Vaajtswv has hab nyob ntawm Nwg xubndlag txug thaum muajib nub ...




2




"Puas yog Vaajtswv txwv kuam meb tsi xob noj txhua yaam ntxiv ntoo?" tug naab nug Evas. "Wb yeej noj tau txhua yaam txiv ntoo tshwj ib tso xwb," tug quaspuj teb. "Yog has tas wb noj lossis kov tsob txiv ntawd, wb yuav tuag." "Meb yuav tsi tuag," tug naab luag chim ntsuav.

3




"Meb yuav zoo le Vaajtswv." Evas txawm xaav noj tsob txiv ntawd. Nwg cale noog tug naab lug hab noj tsob txiv.

4




Tomqaab Evaas tsi noog Vaajtswv lug lawm nwg ntxag Adaas noj tsob txiv ntawd hab. Tsimnyog kws Adaas yuavtsum has tas, "Tsi yog! Kuv yuav tsi tawmtsaam Vaajtswv cov Lug."

5




Thaum Adaas hab Evas ua kev txhum lawm, obtug obleeg txawm paub has tas obtug labqaab. Obtug muab nplooj ntoo xaws ua dlaim npua, obtug muab lug npua hab tsivnkauam huv tej nrojtsuag tawm ntawm Vaajtswv lub xubndlag.

6



Thaum nub poobqho kws laaj quas ntxag Vaajtswv lug rua huv lub vaaj. Nwg tubyeej paub yaam kws Adaas hab Evas obtug ua lawm. Adaas lam Evas. Evas lam tug naab. Vaajtswv has tas, "Tug naab raug foom tsi zoo lawm. Tug quaspuj yuav yug mivnyuas." "Adaas, vim rua qhov koj ua txhum lawm, thaaj aav raug foom tsi zoo kuam tuaj xuavpaug hab tuaj nroj. Koj yuav tau khwv txug

7




Vaajtswv ntab Adaas hab Evas tawm huv lub vaaj kws zoo heev moog. Vim obtug ua txhum lawm, obtug raug cais tawm ntawm tug Vaajtswv kws muab tau txujsa.

8



Vaajtswv ua ib raab ntaaj nplaim suavtawg lug cais obtug tawm. Vaajtswv muab tawv tsaj lug ua rigtsho rua Adaas hab Evas naav. Vaajtswv muab cov tawv tsaj qhov twg lug?

9



Tsi ntev tomqaab, Adaas hab Evas obtug muaj tubki. Obtug thawj tug tub, Ka-ees, yog ib tug ua qoobloo. Obtug tug tub thib ob, Anpees, yog ib tug yug yaaj. Muaj ib nub Ka-ees nqaq ib cov qoobloo tuaj fij rua Vaajtswv. Anpees nqaq nwg tej yaaj kws zoo tshaaj tuaj fij rua Vaajtswv. Vaajtswv txaus sab rua Anpees cov kboom fij.

10




Vaajtswv tsi txaus sab rua Ka-ees cov kboom fij. Ka-ees txawm npautawg heev. Tabsis Vaajtswv has tas, "Yog koj yeej ua qhov zoo, kuv yuav txais yuav koj xwb puas yog?"

11



Ka-ees txuj kev chim tsi tawm ntawm nwg le. Tsi ntev tomqaab thaum nyob nraag dlaim teb, nwg ntaus Anpees - hab tua nwg tug lawm.

12



Vaajtswv lug has rua Ka-ees. "Koj tug kwv Anpees moog rua twg lawm?" "Kuv tsi paub," Ka-ees teb. "Kuv yog tug kws tsomkwm kuv tug kwv lov?" Vaajtswv rau txim rua Ka-ees kuam nwg tsi muaj peevxwm ua laj ua teb lawm hab kuam nwg ua ib tug tuabneeg ncig moog ncig lug.

13




Ka-ees tsiv tawm ntawm Vaajtswv lug xubndlag moog. Nwg yuav Adaas hab Evas ib tug ntxhais ua quaspuj. Obtug muaj tubki hab peevtsheej ua ib tsev tuabneeg. Tomqaab nuav, Ka-ees cov xeebntxwv hab

tub-xeebntxwv fuamvaam


puv lub nroog kws nwg chiv muaj.

14



Tuab lug sijhawm ntawd, Adaas hab Evas tsev tuabneeg fuamvaam sai heev. Nyob rua tam ntawd, tuabneeg muaj sa nyob ntev dlua le nwgnauv.

15



Thaum nwg tug tub Xej yug lug, Evas has tas, "Vaajtswv muab Xej lug hloov Anpees chaw." Xej yog ib tug tuabneeg ncaaj nceeg kws muaj noobnyoog 912 xyoos hab muaj mivnyuas coob.

16



Nyob huv lub nplajteb, tuabneeg ua phem luj zuzjog ib tam dlhau ib tam. Txug thaum xaus, Vaajtswv txav txim sab muab tuabneeg ua kuam puantsuaj moog hab ...

17



... txhua yaam tsaj hab noog. Vaajtswv tu sab kws Nwg tsim tuabneeg. Tabsis muaj ib tug tuabneeg ua rua Vaajtswv txaus sab ...

18