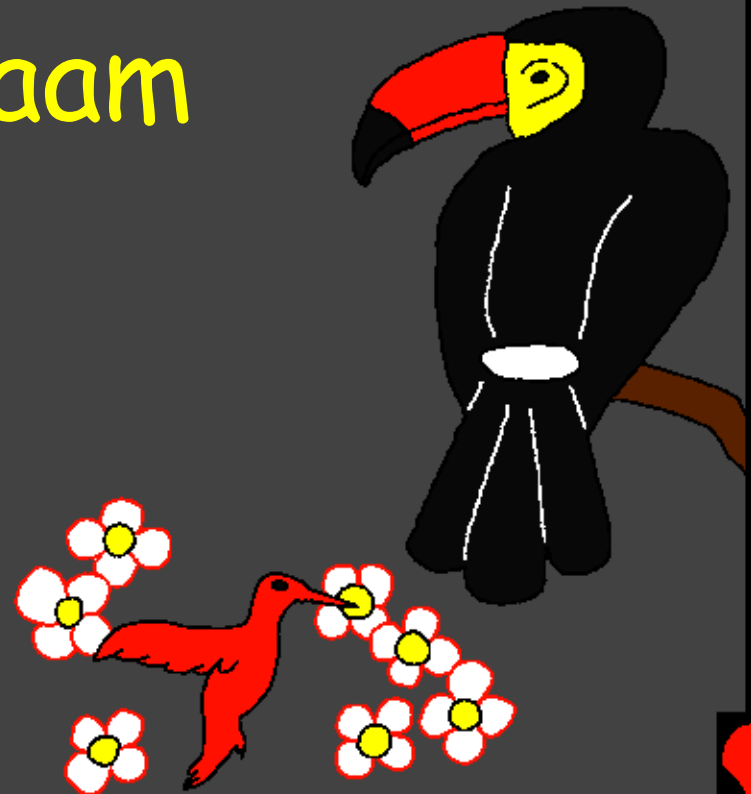



Vaajlugkub rua Mivnyuas Yau
Nthuav Tawm

Thaum Vaajtswv
Tsim Txhua Yaam



Tug Sau yog: Edward Hughes

Tug Kus Dluab yog: Byron Unger; Lazarus
Alastair Paterson

Tug Hloov yog: Bob Davies; Tammy S.

Tug Txhais yog: Andy Yang

Tug Tsim yog: Bible for Children
www.M1914.org

©2020 Bible for Children, Inc.

Ntawv Tso Cai: Koj muaj cai muab zaaj nuav kaij lossis luam,
tsuav yog koj tsi xob muab muag xwb.



Leejtwg tsim peb? Phoo Vaajlugkub, Vaajtswv
Txujlug, qha has tas noobneej tshwmsim lug le caag.
Tau ntev lug lawm, Vaajtswv tsim thawj tug tuabneeg
hab tis nwg npe hu ua Adaas. Vaajtswv tsim Adaas
tawm ntawm moov aav lug. Thaum Vaajtswv
tshuab paa rua Adaas, nwg muaj sa
tuaj. Nwg nyob rua huv
ib lub vaaj kws hu ua
Edees.



Uantej Vaajtswv tsim Adaas, Nwg tsim ib lub
nplajteb zoo nkauj heev kws muaj tau yaam zoo heev.
Vaajtswv tsim tej tojroob hab tajnraag, tej paajntoos
tsw qaab hab tej ntoo sab sab, tej noog kws muaj tis
ci hab tej mov kws yaa nrov ziv, tej ntseg luj kws luam
dlej hab tej qwj kws nplag leev. Tseeb tag,

Vaajtswv tsim txhua yaam kws muaj
lug - txhua yaam.



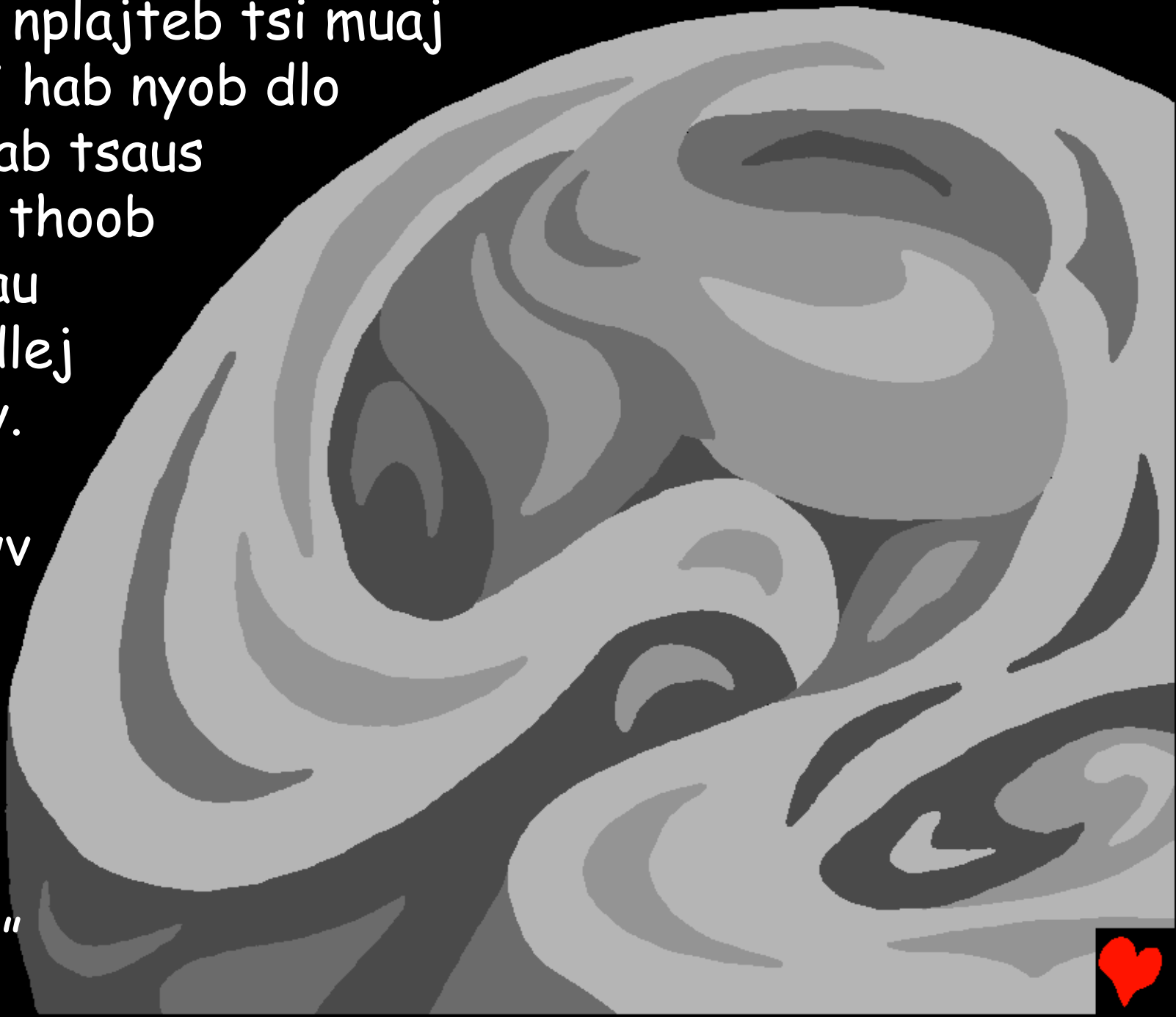
Puag thaum chivkeeb lug, uantej kws Vaajtswv
tsim ib yaam dlaabtsi, tsi muaj
dlaabtsi le tsuas yog Vaajtswv
xwb. Tsi muaj tuabneeg lossis
tej qhovchaw lossis ib yaam
dlaabtsi le. Tsi muaj
ib yaam dlaabtsi le.
Tsi muaj qhov kaaj
ntug hab tsi muaj qhov
tsaus ntuj. Tsi muaj
qhov moog sau hab qhov
moog huv. Tsi muaj naagmo
hab tsi muaj pigkig. Tsuas muaj Vaajtswv
tuableeg xwb tug kws tsi muaj qhov pib.
Ces Vaajtswv txawm pib ua dlejnum!




Thaum chivkeeb, Vaajtswv tsim
lub ntuj hab lub nplajteb.




Hab lub nplajteb tsi muaj
dlaabtsi hab nyob dlo
dlus. Hab tsaus
ntuj nti thoob
plawg sau
nplaim dlej
havtxwv.
Ces
Vaajtswv
txawm
has.
"Cale
muaj
qhov
pumkev."



Hab txawm pumkev tuaj. Vaajtswv tispne rua qhov
pumkev hu ua Nruab Nub hab Nwg tis qhov tsaus
ntuj hu ua Mo Ntuj. Hab muaj caij tsaus ntuj hab
muaj cai kaaj ntug yog thawj nub.



Rua nub ob, Vaajtswv cais tej dlej nyob huv
havtxwv, tej havtxwv hab tej paagdlej nyag nyob
muaj nyag chaw huvqaab Ntuj Ceebtsheej. Rua nub
peb, Vaajtswv has tas, "Cale muaj aav qhuav tshwm
tuaj." Hab nwg cale muaj.



Vaajtswv saamfwm kuam tej nroj hab paajntoos hab
nrojtsuag hab ntoo cale tshwm tuaj. Hab
puab txawm tshwm tuaj. Hab
muaj caij tsaus ntuj hab
muaj cai kaaj ntug
yog nub peb.




Ces Vaajtswv txawm tsim lub nub,
hab lub hli, hab ntau ntau lub nubqub
kws tsi muaj leejtwg suav txheeb
le. Hab muaj caij tsaus ntuj hab
muaj cai kaaj ntug yog nub plaub.



Tej tsaj nruab dleg hab ntseg
hab noog yog tej yaam kws
Vaajtswv yuav tsim ntxiv.
Rua nub tsib Nwg tsim tej
ntseg luj luj kws muaj kaugnav
ntse hab tej ntseg miv miv, tej
qab ceg-ntev hab tej noog
ntxuaj tis ceev kws zoo zoo
sab heev. Vaajtswv tsim txhua
yaam ntseg puv nkaus tej dlej
nyob huv nplajteb nuav hab
txhua yaam noog nyob sau tej
aav hab havtxwv hab nruabntug.
Hab muaj caij tsaus ntuj hab
muaj cai kaaj ntug yog nub tsib.




Tom qaab ntawd, Vaajtswv rov has dlua. Vaajtswv has tas, "Ca lub nplajteb cale tshwm muaj txhua yaam tsajtxhu..." Txhua yaam tsaj hab kaabntsaum hab naab qaadlev txawm tshwm muaj tuaj. Nwg muaj tej ntxhw kws tsuj ua aav tseeg nkawg hab tej naagkus dlej kws najnub txav ntoo. Tej lab txhojpob hab tej kheb xyobtxhaj.




Tej caab nplagleev hab tej ca ncaujpuv. Tej neeg
cejdlaab ntev kws sab sab hab tej miv kws nyooj
pws. Txhua yaam tsaj yog Vaajtswv tsim nub ntawd.

Hab muaj caij tsaus ntuj hab muaj cai
kaaj ntug yog nub rau.




Vaajtswv tsim ibyaam ntxiv rua nub rau ntawd hab -
ibyaam tshwjxeb heev. Zag nuav muaj txhua yaam
txhij rua Tuabneeg. Nwg muaj zaubmov nyob tom
tajnraag hab muaj tsaj lug koom nwg. Hab Vaajtswv


has tas, "Ca Peb tsim
tuabneeg kuam muaj
yaamntxwv zoo le
Peb. Ca nwg muaj
fwjchim kaav
taagnrho txhua
yam huv
nplajteb."



YOGLE VAAJTSWV TSIM TUABNEEG MUAJ
YAAMNTXWV ZOO LE NWG; VAAJTSWV TSIM
KUAM TUABNEEG MUAJ TUG YAAMNTXWV ZOO
LE NWG ...



Vaajtswv has
rua Adaas. "Noj
txhua yaam kws
koj ntshaw huv
lub vaaj. Tabsis
tsi xob noj tsob
txiv kws ua rua
paub qhov phem hab
qhov zoo. Yog koj
noj tsob txiv ntawd
nub twg ces koj yuav
tuag nub ntawd."



Hab tug TSWV kws yog Vaajtswv has tas, "Nwg tsi zoo kws ca tug txivneej nyob ib leeg. Kuv yuav tsim ib tug paab lug rua nwg." Vaajtswv coj txhua yaam noog hab tsajtxhu lug rua Adaas. Adaas tsnpe rua txhua yaam. Ntshai nwg yuav txawjntse heev mas txhaj le muaj peevxwm ua tau. Tabsis taagnrho tej noog hab tsajtxhu tsi muaj ib tug kws zoo ua khub

nrug Adaas le.



Vaajtswv ua rua Adaas tsaug tsaugzug heev.
Vaajtswv txaj muab tug txivneej kws tsaugzug
ntawd ib tug txhaa taav rhu tawm, Vaajtswv muab

Adaas tug txhaa taav lug
tsim ib tug Quaspuj. Tug
quaspuj kws Vaajtswv
tsim mas phim nkaus
rua Adaas ua khub.



Vaajtswv siv rau nub lug tsim txhua yaa.
Ces Vaajtswv foom koobmoov rua nub xyaa
hab muab ua nub su. Nyob rua huv lub vaaj
Edees, Adaas hab Evas nwg tug quaspuj
muaj kev kaajsab lug coj lawv le Vaajtswv
has. Vaajtswv yog obtug tug TSWV,
tug Pub Txhuayaam rua obtug
hab yog obtug le
Phoojywg.



Thaum Vaajtswv Tsim Txhua Yaam

Ib zaaj huv Vaajtswv Txujlug,
phoo Vaajlugkub,

yog nyob rua huv

Chivkeeb 1-2

"Lub chaw rua Koj cov Lug nkaag kws muaj
teeb ci." Ntawv Nkauj 119:130



Qhov Xaus



Zaaj Vaajlugkub nuv qha peb txug peb tug Vaajtswv
zoo kawg nkaus kws tsim peb hab Nwg xaav kuam koj paub Nwg.

Vaajtswv paub has tas peb tau ua ntau yaam phem, kws Nwg hu ua kev txhum. Txuj kev rau txim rua kev txhum yog kev tuag, tabsis Vaajtswv hlub koj kawg le kws Nwg xaa Nwg tuableeg Tub, Yexus, lug tuag sau ib tug Ntoo Khaublig hab raug rau txim hloov koj txuj kev txhum. Tomqaab ntawd Yexus sawv rov lug muaj sa hab rov moog nyob nwg lub tsev sau Ntuj Ceebtsheej! Yog koj ntseeg Yexus hab thov kuam Nwg zaam koj tej kev txhum, Nwg yuav ua le ntawd! Nwg yuav lug nyob huv koj taamsim nuav, hab koj yuav nrug Nwg nyob moog le ib txhis.

Yog koj ntseeg has tas nuav yog qhov tseeb, ha le nuav rua Vaajtswv: Aub Yexus, kuv ntseeg has tas Koj yog Vaajtswv, hab lug yug ua ib tug tuabneeg lug tuag hloov kuv tej kev txhum, hab nwg nuav Koj tseem muaj sa nyob. Thov Koj lug nyob huv kuv lub neej hab zaam kuv tej kev txhum, sub kuv txhaj le muaj txujsa tshab taamsim nuav, hab ib nub moog nrug Koj nyob moog ib txhis. Thov paab kuam kuv noog Koj lug hab ua neej rua Koj le Koj tug mivnyuas. Amees.

Nyeem phoo Vaajlugkub hab nrug Vaajtswv sibthaam txhua nub!
Yuhaas 3:16

