

Ntawv Vajtswv rau Menyuum
khoom plig

Thawj Hnub
Easter



Sau los ntawm: Edward Hughes

Ua piv txwv los ntawm: Janie Forest
Alastair Paterson

Hloov los ntawm: Lyn Doerksen

Txhais los ntawm: www.christian-translation.com

Tsim los ntawm: Bible for Children
www.M1914.org

©2020 Bible for Children, Inc.

Daim ntawv tso cai: Koj muaj cai luam lossis luam zaj dab neeg no,
tsuav yog koj tsis muag nws.



Tus poj niam sawv
ntawm taw roob sab
nraud, nws lub
qhov muag tu
siab ntsia mus
rau qhov chaw
tsis xwm yeem.
Nws tus
Tub tuag.




Leej niam yog Maiv
Liag, thiab nws sawv
ze ze ntawm qhov
chaw uas Yexus
raug ntsia rau
saum ntoo
khaub lig.



Ua li cas txhua
yam no tau tshwm
sim? Ua li cas
Yexus thiaj
yuav zam
tau lub
neej zoo ua
tej kev phem no?



Yuav ua li cas
Vajtswv thiaj cia
Nws tus Tub rau
ntsia rau
saum ntoo
khaub lig
kom tuag rau
qhov ntawd? Pwas
yog Yexus ua yuam
kev hais tias Nws
yog Leej twg?
Pwas yog Vajtswv
ua tsis tiav?



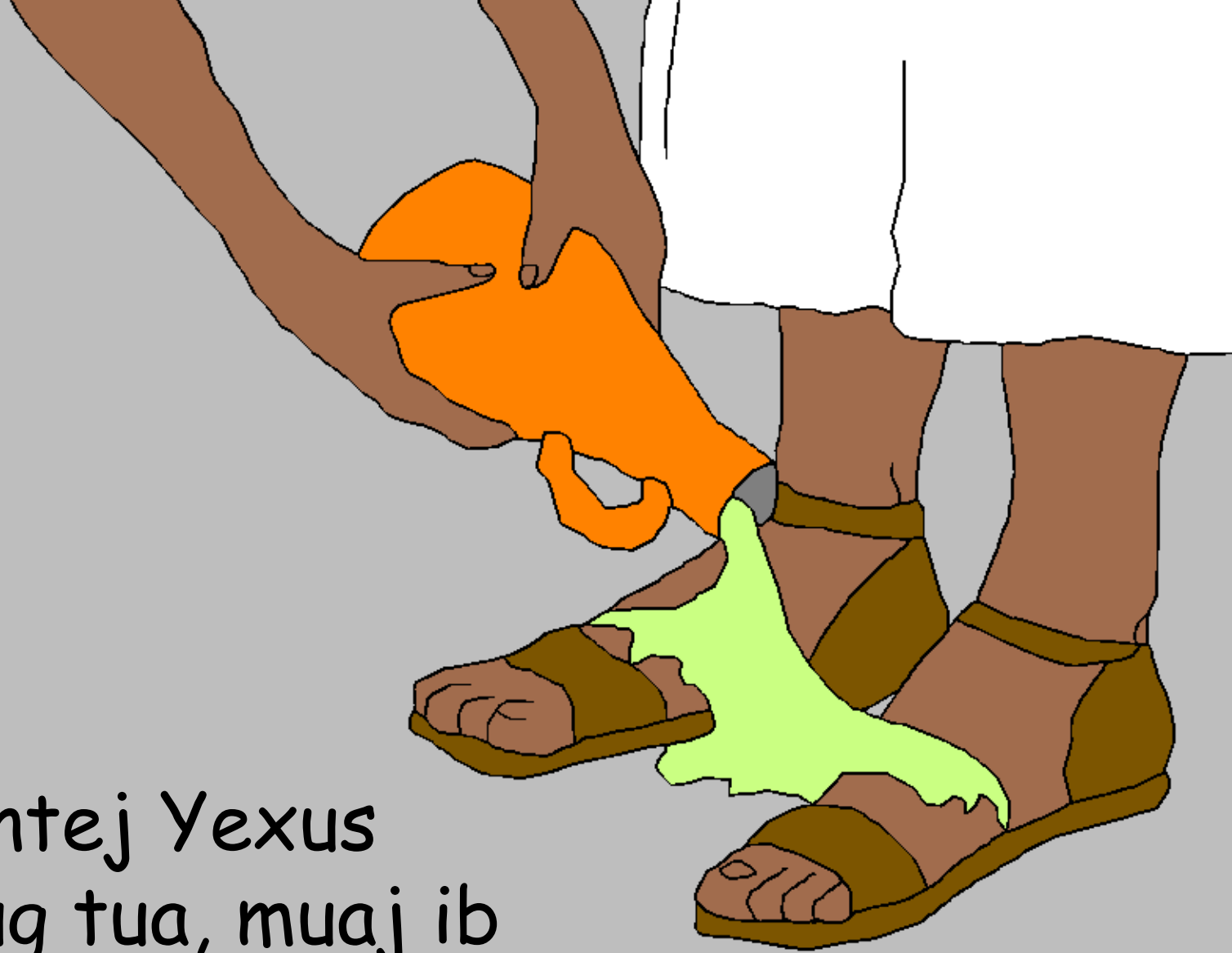
Tsis yog! Vajtswv
yeej swb tsis tau.
Yexus tsis tau ua
txhaum dabtsi.
Yexus yeej ib txwm
paub tias Nws yuav
raug cov neeg phem
coj mus tua pov tseg.



Txawm tias thaum
Yexus tseem yog
menyuam yaus, muaj
ib tug yawg laus npe
hu ua Xime-oo tau
qhia rau Maivliag tias
muaj kev nyuaj siab.



Ob peb
hnuv uantej Yexus
yuav raug tua, muaj ib
tug pojniam tuaj coj roj
pleev nws ob txhais kotaw.



Cov thwjtim
yws yws tias,
"Nws khib nyiab
nyiaj." Yexus hais
tias, "Tus poj niam
ntawd twb ua tau haujlwm
zoo lawm." "Nws tau ua nws rau
qhov faus kuv." Cov lus txawv dab tsi!



Tomqab no, Yudas, uas yog
Yexus ib tug ntawm kaum ob
tug thwjtim, tau pom
zoo muab Yexus rau
cov povthawj loj
rau 30 lub nyiaj.




Lub sijhawm cov Yudais
ua Kevcai Hla Dhau, Yexus
nrog nws cov thwjtim noj
mov ua ke kawg. Nws qhia
ntau yam zoo heev txog
Vajtswv thiab Nws cov lus
cog tseg rau cov uas
hlab Nws.




Tom qab ntawd Yexus
muab cov mov mog thiab
ib khob rau lawv coj mus
faib. Cov no yog kom lawv
nco qab tias Yexus lub cev
thiab cov ntshav tau pub
rau kev zam txim
rau kev
ua txhaum.



Tom qab ntawd Yexus hais rau Nws cov
phooj ywg hais tias Nws yuav ntxeev
siab rau, thiab lawv yuav khiav tawm.



Peter hais tias, "Kuv yeej yuav khiav tsis dhau." Yexus hais tias: "Thaum qaib tsis tau qua, koj yuav tsis lees kuv peb zaug," Yexus hais.



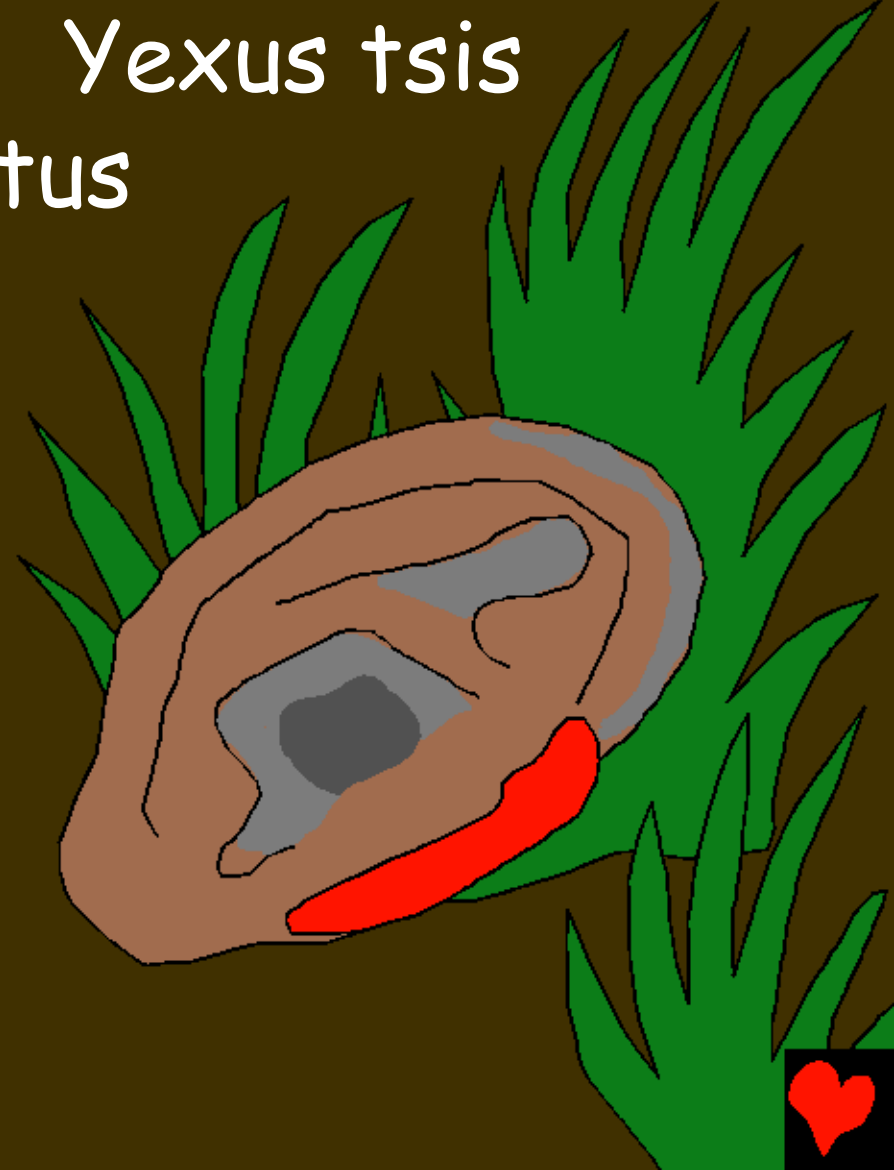
Hmo ntawd,
Yexus tau mus
thov Vajtswv
hauv lub vaj
Khexemanes.
Cov thwjtim kws
nrug Nwg moog
tsaug zug taag.



"O Kuv Leej
Txiv," Yexus tau
thov Vajtswv,
"... Cia lub khob no
dhau ntawm Kuv
mus. Txawm li cas
los xij, tsis yog raws
li kuv lub siab nyiam,
tab sis raws li Koj
lub siab nyiam."



Tam sim ntawd muaj ib pab neeg
coob tau sawv kev mus rau hauv
lub vaj, uas Yudas coj. Yexus tsis
tawm tsam, tab sis Petus
txiav kiag tus txiv
neej lub pob ntseg.



Ntsiag to, Yexus kov tus txiv
neej ntawd lub pob ntseg thiab
kho nws zoo. Yexus paub tias
Nws raug ntes yog qee yam
ntawm Vajtswv
lub siab nyiam.



Cov neeg nyiag tau coj Yexus mus rau
tus pov thawj hlob tsev. Nyob ntawd,
cov thawj coj Yudai hais tias Yexus
yuav tsum tuag.
Nyob ze ntawd,
Petus nyob ze
ntawm cov
tubqhe lub
cub tawg
thiab saib.



Peb zaug neeg ntsia Petus thiab hais tias, "Koj tau nrog Yexus!" Peb zaug uas Petus tsis lees nws, zoo li Yexus hais tias nws yuav ua.

Peter txawm hais lus dev thiab cog lus.

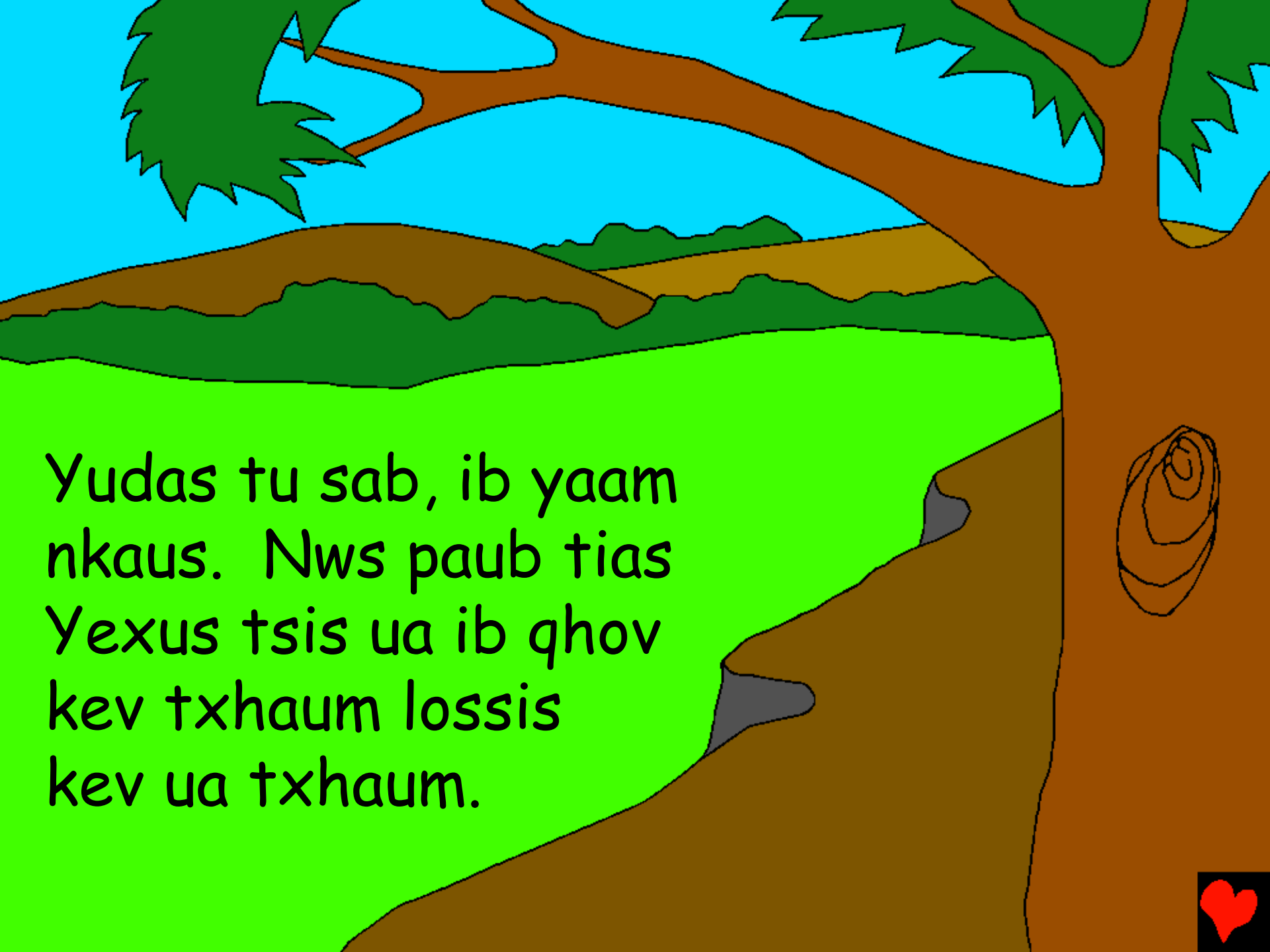


XAUV-A-DOODLE-DOO



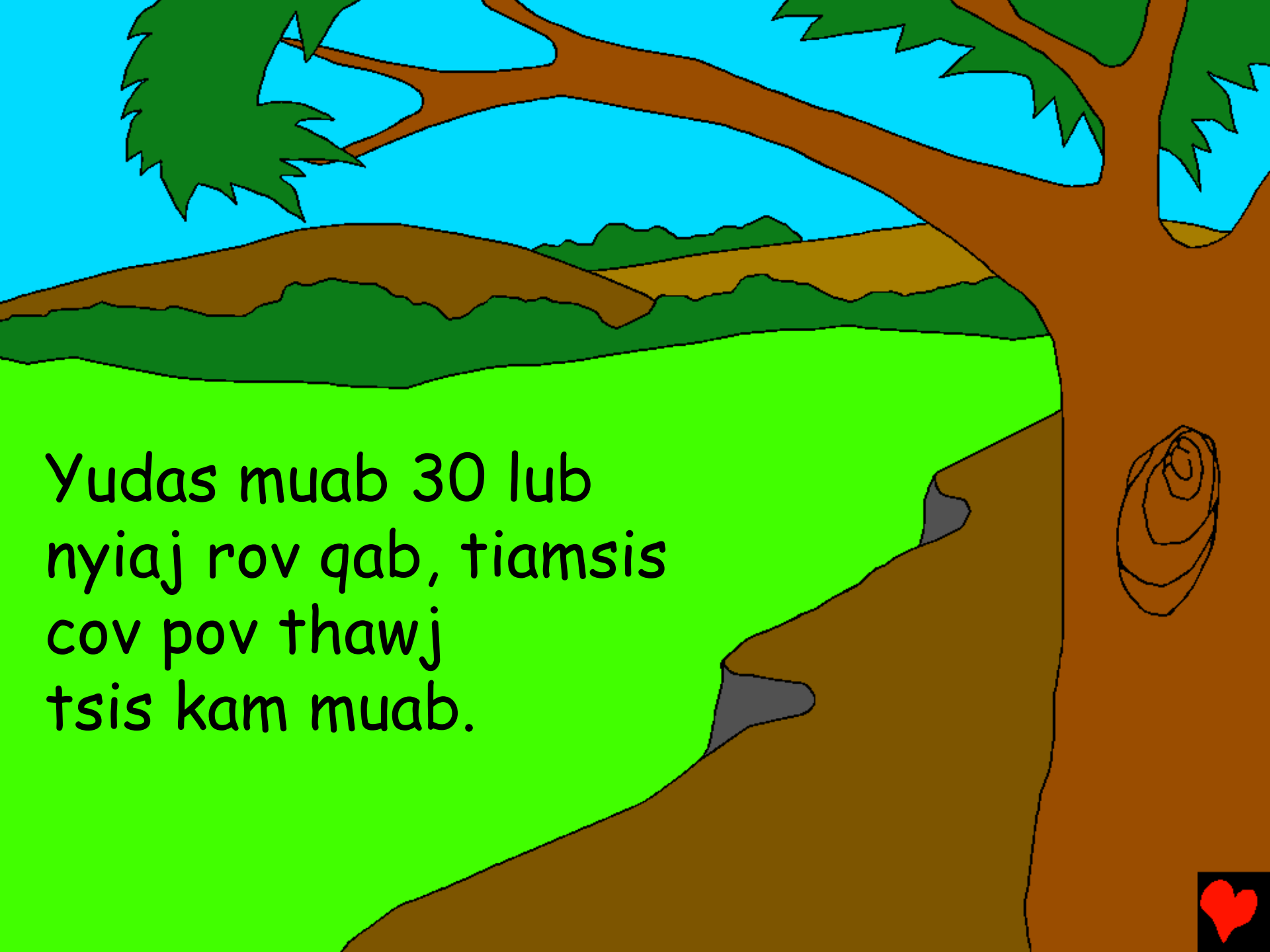
Tam sim ntawd, ib
tus lau qaib sawv los.
Nws zoo li Vajtswv
lub suab rau Petus.
Petus ncu txug
Yexus cov lug, Petus
quaj tu sab kawg le.






Yudas tu sab, ib yaam
nkaus. Nws paub tias
Yexus tsis ua ib qhov
kev txhaum lossis
kev ua txhaum.





Yudas muab 30 lub
nyiaj rov qab, tiamsis
cov pov thawj
tsis kam muab.



A colorful illustration of a landscape. In the foreground, a large tree with a thick brown trunk and green leaves is on the right. A thick, yellow rope is tied to a branch and hangs down into a brown, rocky crevice or cave entrance. The background shows rolling green hills under a bright blue sky. The text is written in a simple, black, sans-serif font on the left side of the image.

Yudas tau muab cov
nyiaj ntawd pov tseg,
tawm mus - thiab coj
nws tus kheej
mus dai cajdab.




Cov pov thawj coj Yexus
mus cuag Philaj, uas yog
tus tswv xeev Loos. Philaj
hais tias, "Kuv tsis
pom muaj qhov
txhaum nyob hauv
tus txiv neej no."




Tab sis pab pawg
neeg pheej quaj
tias, "Muab Nws
ntsia! Ntsia nws!"




Thaum kawg Philaj thiaj tso rau hauv, thiab muab Yexus rau txim tuag saum ntoo khaublig. Cov tub rog tau xuas Yexus nplawm, thiab nto qaub ncaug rau Nws.




Lawv muab ntoo pos ua ntev
looj ua nws taubhau thiab
chob nws taubhau. Tom
qab ntawd lawv muab ntsia
hlau los ntsia ntoo Khaublig
kom tuag.



Yexus yeej ib txwm paub tias Nws yuav
tuag li ntawd. Nws tseem paub tias Nws
txoj kev tuag yuav coj tau kev zam txim
rau cov neeg txhaum
uas tso siab rau Nws.



Muaj ob tug tub sab raug ntsia nyob
ntawm Yexus ib sab. Ib ntseeg los
ntseeg Yexus - thiab mus
rau lub Vaj Kaj
Siab. Lwm tus tsis.



Tom qab kev txom nyem
ntau teev, Yexus hais
tias, "Tiav lawm lauj,"
thiab tuag. Nws
cov haujlwm
ua tiav.

Cov phooj ywg
tau muab nws faus
rau hauv ib lub
qhov ntxa.



Tom qab ntawd cov
tub rog Loos muab
lub qhov rooj kaw
thiab pov hwm
lub qhov ntxa.



Tam sim no tsis muaj
leej twg tuaj yeem
nkag mus rau
hauv - lossis
tawm tau.



Yog tias zaj no tom
kawg, nws yuav muaj
kev txom nyem dab
tsi. Tabsis
Vaajtswv ua
tau qee yam
zoo kawg le.

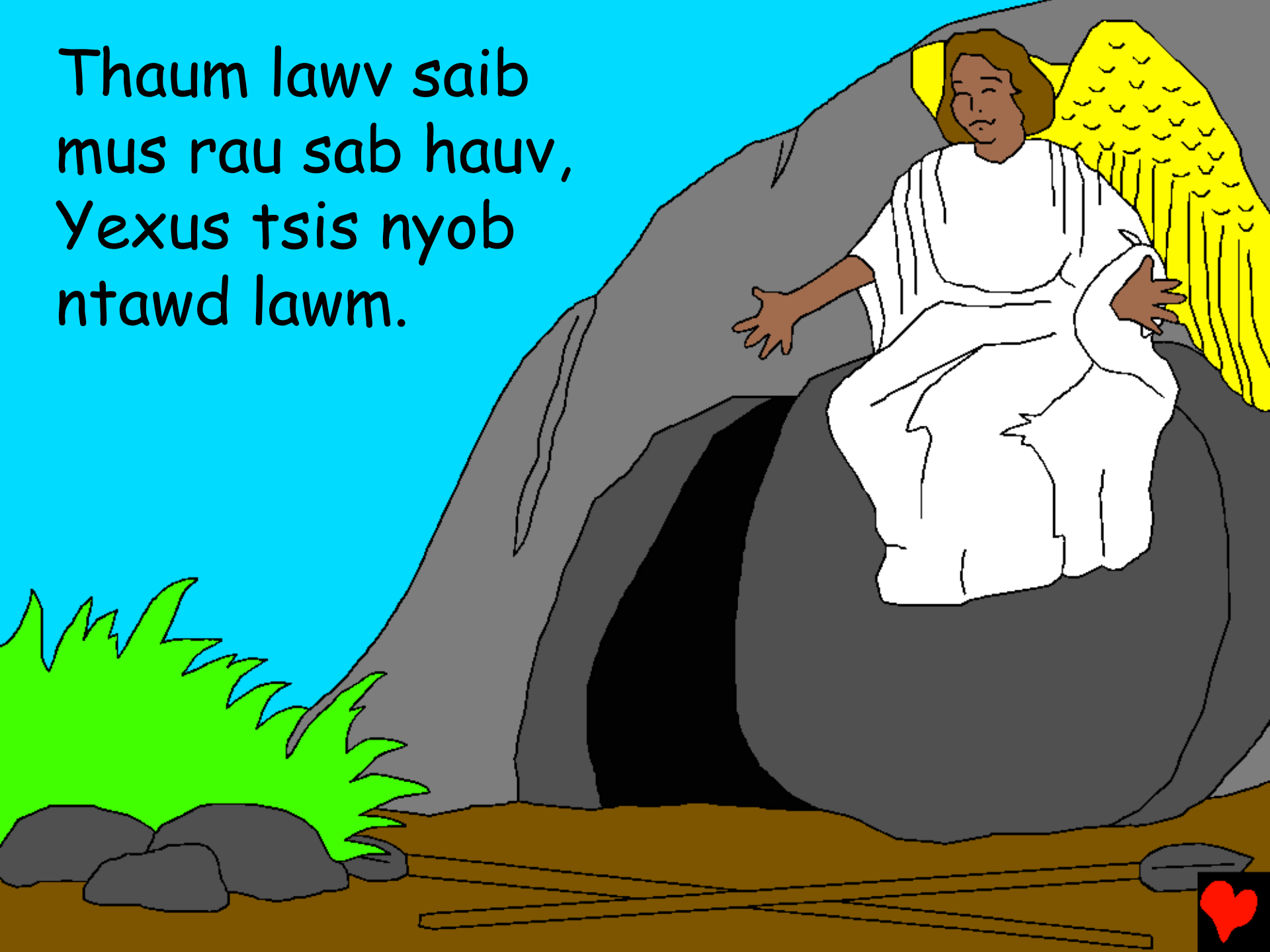
Tswv Yexus
tsis tau tuag!



Thaum sawv ntxov ntxov
hnuv ib, lub lim tiam
ntawd, Yexus cov
thwjtim qee leej
pom daim pob
zeb ntawd dov
ntawm lub
ntxa.



Thaum lawv saib
mus rau sab hauv,
Yexus tsis nyob
ntawd lawm.




Ib tug poj niam nyob twjywm,
quaj tom qhov ntxa. Yexus
los tshwm rau nws pom!



Nws maj nroos rov qab mus
qhia lwm tus thwjt看.

"YEXUS CIAJ TSEEM
LI! YEXUS KHETOS
LOS DUA LOS
TUAG TUAG!"





Tsis ntev ces Tswv Yexus los cuag rau
cov thwjt看, thiab muab ntsia hlau ntsia
nws lub qhov taub. Nws yog qhov tseeb.

YEXUS CIAJ TAU LOS LAWM!

Nws zamtxim rau Petus vim nws tsis
lees paub Nws, thiab hais rau Nws cov
thwjt看 kom qhia txhua tus txog Nws.

Tom qab ntawd Nws rov qab
mus rau saum ntuj ceeb tsheej
uas nws tau tawm los.



Thawj Hnub Easter

Ib zaj dab neeg los ntawm Vajtswv
Txojlus, phau Vajlugkub,
yog pom nyob rau hauv

Mathais 26-228, Lukas 22-2424,
Yauhas 13-2121

"Kev nkag ntawm Koj Cov Lus muab
lub teeb ci." Ntawv Nkauj 119:130



Qhov Kawg



Cov dab neeg hauv phau Vaj Lug Kub Npaiv
Npaum no qhia peb txog peb tus Vajtswv uas
zoo kawg nkaus uas tau tsim peb thiab tus uas
xav kom koj paub Nws.

Vajtswv paub peb tau ua ntau yam tsis zoo,
uas Nws hu ua kev txhaum. Txuj kev rau txim
rua kev txhum yog kev tuag, tabsis Vaajtswv
hlub koj kawg nkaus le Nwg txhaj le xaa Nwg
ibleeg tub, Yexus, lug tuag sau ntoo khaublig,
hab muab teem txim rua koj tej kev txhum.
Tom qab ntawd Yexus sawv rov qab los thiab
rov mus tsev saum qaum ntuj! Yog koj ntseeg
Yexus hab thov kuas Nwg zaam koj lub txim,
Nwg yuav ua! Nws yuav los nyob
hauv koj tam sim no, thiab koj yuav tau nrog
Nws nyob tas mus li.



Yog koj ntseeg tias qhov no yog qhov tseeb,
hais li no rau Vajtswv:

Nyob zoo Yexus, Kuv ntseeg tias koj yog
Vajtswv, thiab tau los ua tus txivneej tuag
theej kuv lub txhoj, thiab nimno koj rov muaj
txoj sia nyob. Thov nkag rau hauv kuv lub neej
thiab zam kuv lub txim, kom kuv muaj txoj sia
tshiab tam sim no, thiab muaj ib hnuv mus nrog
Koj nyob tas mus li. Pab kuv kom ua raws koj
thiab nyob rau Koj raws li koj tus menyuam.
Amees.

Nyeem Vajluskub thiab nrog Vajtswv tham
txhua hnuv! Yauhas 3:16

