


Ntawv Vajtswv rau Menyuum  
khoom plig

Thaum Vajtswv  
Tsim Txhua Yam



Sau los ntawm: Edward Hughes

Ua piv txwv los ntawm: Byron Unger; Lazarus  
Alastair Paterson

Hloov los ntawm: Bob Davies; Tammy S.

Txhais los ntawm: [www.christian-translation.com](http://www.christian-translation.com)

Tsim los ntawm: Bible for Children  
[www.M1914.org](http://www.M1914.org)

©2021 Bible for Children, Inc.

Daim ntawv tso cai: Koj muaj cai luam lossis luam zaj dab neeg no,  
tsuav yog koj tsis muag nws.




Leej twg tsim peb? Phau Vajlugkub, Vajtswv  
Txojlus, qhia tias noob neej pib li cas. Puag thaum  
ub, Vajtswv tsim thawj tug txivneej thiab muab tis  
npe hu ua Adas. Vajtswv tsim Adas tawm hauv  
cov av. Thaum Vaajtswv tshuab paa rua lub  
neej, Vaajtswv muab nwg lug  
nyob rua huv. Nws  
pom nws tus kheej

hauv lub vaj  
zoo nkauj hu  
ua Edees.




Ua ntej Vajtswv tsim Adas, Nws tsim lub ntiaj teb  
zoo nkauj uas muaj ntau yam zoo heev. Ib qeb zuj  
zus Vajtswv tsim tej qhov chaw muaj roob thiab  
thaj chaw tiaj nyom, paj tsw qab thiab ntoo siab,  
muaj noog zoo nkauj thiab muaj muv, mooj  
thaiiv ntses thiab qwj.



Qhov tseeb, Vajtswv  
tsim txhua yam  
muaj - txhua yam.



Thaum chiv keeb, ua ntej  
Vajtswv tsim txhua yam, tsis  
muaj ib yam dabtsi li tsuas yog  
Vajtswv xwb. Tsis muaj tib  
neeg lossis chaw lossis  
khoom. Tsis muaj  
dabtsi. Tsis muaj  
qhov kaj thiab tsis  
muaj kev tsaus ntuj.  
Tsis nce thiab tsis  
muaj nqis. Tsis muaj nag  
hmo thiab tsis muaj tag  
kis. Tsuas muaj Vajtswv tib  
leeg uas tsis muaj pib. Tom  
qab ntawd Vajtswv coj!




Thaum chiv keeb, Vajtswv tsim  
lub ntuj thiab lub ntiajteb.

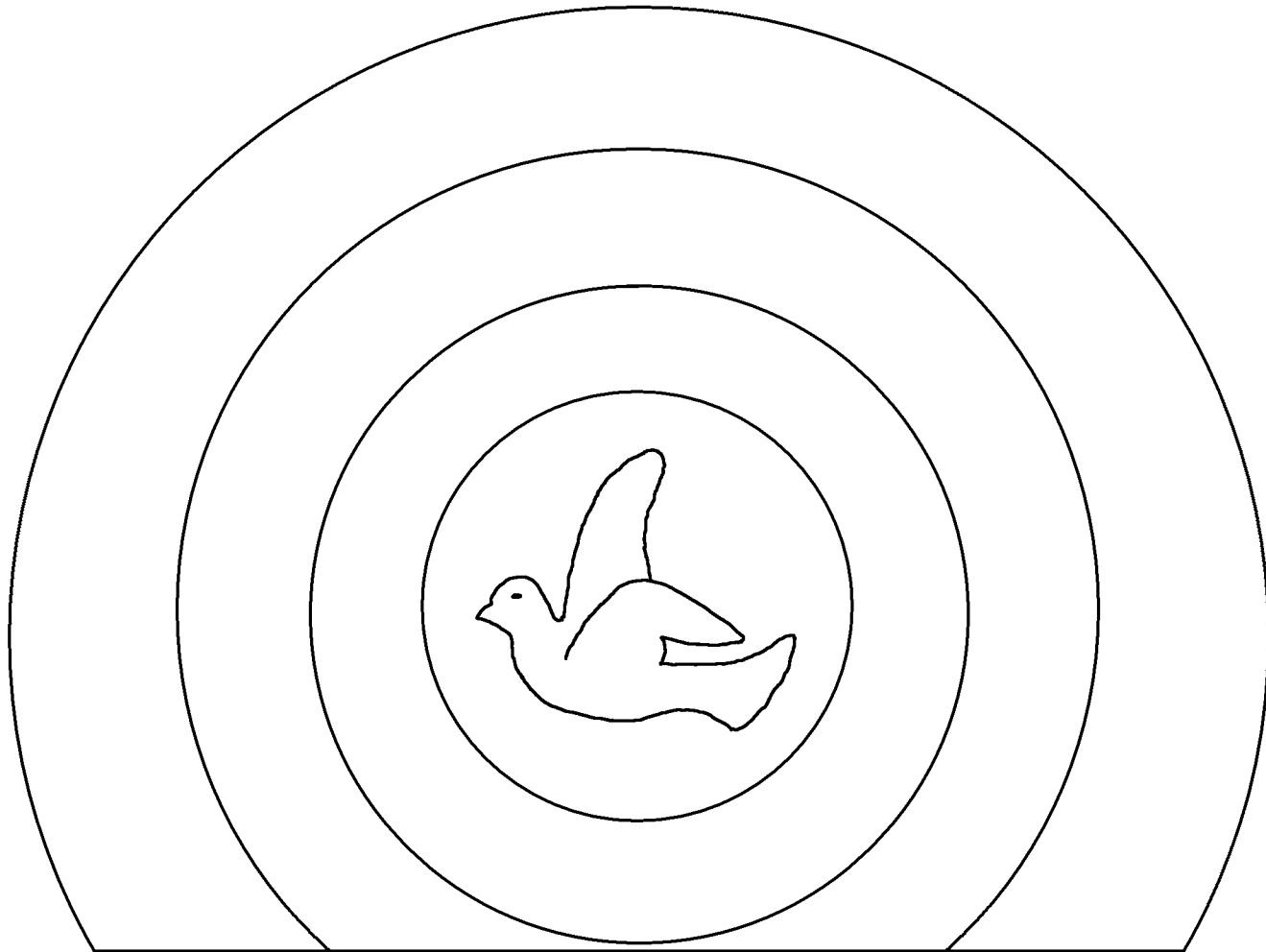


Thiab lub ntiaj teb tsis muaj  
daim ntawv thiab tsis  
muaj dabtsis. Thiab  
tsaus ntuj yog  
nyob rau hauv  
lub ntsej  
muag ntawm  
lub sib sib  
zog nqus.  
Tom qab  
ntawd  
Vajtswv  
tau hais  
tawm.

"Cia li muaj qhov pom kev."

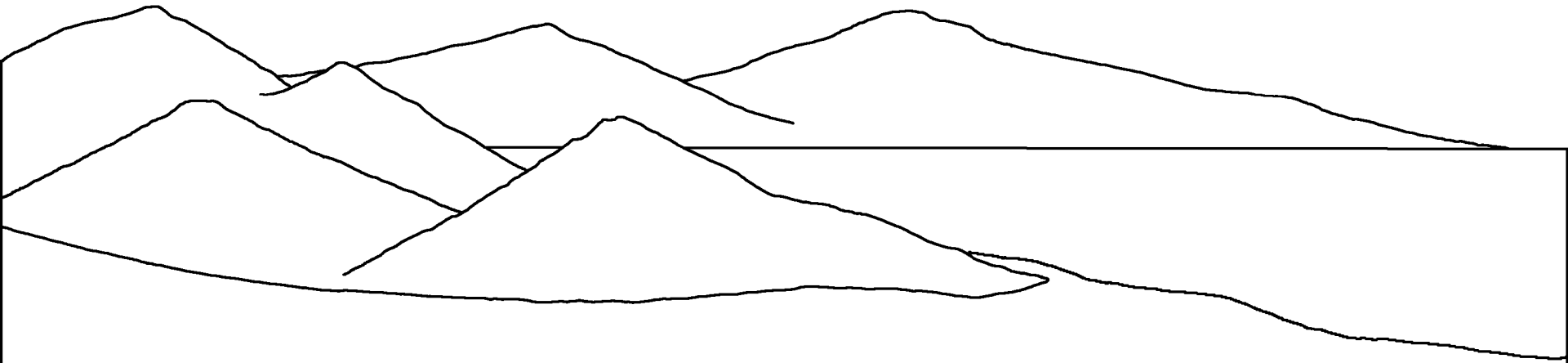


Thiab muaj lub teeb. Vajtswv hu qhov pom kev  
Nruab hnuv thiab qhov tsaus ntuj Nws hu ua Hmo  
ntuj. Thiab thaum yav tsaus ntuj thiab thaum  
sawv ntxov yog thawj hnuv.






Hnub ob, Tswv Ntuj tau koj cov dej hiav txwv, hiav txwv, thiab pas dej los nyob hauv qab ntuj. Hnub peb, Vajtswv hais tias, "Cia li hais kom dej hiavtxwv tshwm." Thiab nws tau tshwm sim.




Vajtswv kuj sam hwm kom cov nyom thiab paj thiab  
tej nroj tsuag thiab tej ntoo tuaj tshwm.

Thiab lawv tau tshwm sim los.


Thiab thaum yav tsaus  
ntuj thiab thaum sawv  
ntxov yog hnuv peb.




Tom qab ntawd Vajtswv tsim lub hnub,  
thiab lub hli, thiab muaj ntau lub hnub  
qub uas tsis muaj leej twg suav  
tau lawv. Thiab thaum yav tsaus  
ntuj thiab thaum sawv ntxov  
yog hnub plaub.




Cov tsiaj hiav txwv thiab  
ntses thiab ntses nyob  
ntawm Vajtswv cov npe.  
Hnub thib tsib Nws ua  
ntses ntaj thiab ntses  
loj me, ntev ntev pob  
tw thiab noog zoo nkauj.  
Vajtswv tsim txhua yam  
ntses kom puv ntiaj teb  
cov dej thiab txhua yam  
noog kom txaus siab rau  
daim av thiab hiav txwv thiab  
saum ntuj. Thiab thaum yav  
tsaus ntuj thiab thaum sawv  
ntxov yog hnub tsib.



Tom qab ntawd, Vajtswv rov qab hais dua. Nws hais tias, "Cia lub ntiajteb tsim muaj tsiaj muaj sia." Txhua yam tsiaj thiab kab thiab tsiaj reptile tau los ua qhov zoo. Muaj ntiaj teb co tus ntxhw thiab cov neeg uas muaj khoom ntau. Cov mis tsis muaj peev xwm thiab cov tsis pom ntoo zoo. Cov dab ntub dej tsis zoo thiab lub puab tsaig zoo nkauj. Cov poj laib laib thiab hnab tawv muag pim xwb. Vajtswv tsim txhua yam tsiaj nyob rau hnub ntawd.




Thiab thaum yav tsaus ntuj thiab thaum  
sawv ntxov yog hnuv rau.




Vajtswv ua lwm yam nyob rau hnub rau - ua qee yam tshwj xeeb heev. Txhua yam tam sim no npaj rau Neeg. Muaj zaub nyob tom teb thiab tsiaj txhu pab nws. Thiab Vajtswv hais tias, "Cia peb ua neeg zoo li peb tus yam ntxwv. Cia nws ua tus tswv kav txhua yam hauv lub ntiaj teb." Yog li

**VAJTTSWV CREATED COV  
LUS NYOB RAU NWS  
YEEJ DUAB; NYOB  
RAU HAUV YEEM  
NTAWM VAJTTSWV  
NWS TSHWM  
SIM LOS  
NWS ...**




Vajtswv tau hais rau  
Adas. "Noj tej uas  
koj xav tau ntawm  
lub vaj. Tab sis koj  
tsis txhob noj tsoob  
ntoo uas paub qhov  
zoo thiab qhov  
phem. Yog koj noj  
tsoob ntoo ntawd koj  
yeej yuav tuag."






Thiab tus Tswv uas yog Vajtswv tau hais tias, "Tsis tsimnyog cia tibneeg nyob ib leeg. Kuv yuav ua tus pab nws." Vajtswv coj txhua yam noog thiab tsiaj txhu rau Adas. Adas tis npe rau sawvdaws. Nws yuav tsum ntse heev es thiaj ua tau li ntawd. Tab sis ntawm tag nrho cov noog thiab cov tsiaj nyaum tsis muaj tus khub uas tsim nyog rau Adas.



Vajtswv coj Adas los tob rau hauv kev pw tsaug zog.  
Tshem tawm ib qho ntawm tus txiv neej pw tsaug  
zog tus tav, Vajtswv tsim Tus  
Poj Niam los ntawm Adas  
tus tav. Tus pojniam  
uas Vajtswv tsim tau  
yeej yog los ua tus  
nrog Adas nyob.



Vajtswv tsim txhua yam nyob rau hnub.  
Vaajtswv foom koob moov rua nub xyaa  
hab su rua nub ntawd. Nyob hauv lub Vaj  
Edees, Adas thiab Evas nws tus poj niam  
muaj kev zoo siab ua raws Vajtswv.  
Vajtswv yog lawv tus Tswv, lawv  
yog tus muab thiab lawv tus  
Phooj ywg.



Thaum Vajtswv Tsim Txhua Yam

Ib zaj dab neeg los ntawm Vajtswv Txojlus,  
phau Vajlugkub,

yog pom nyob rau hauv

Chiv Keeb 1-2

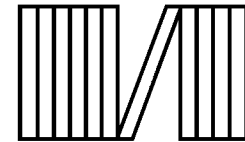
"Kev nkag ntawm Koj Cov Lus muab lub teeb ci."  
Ntawv Nkauj 119:130



Qhov Kawg



1



60



Cov dab neeg hauv phau Vaj Lug Kub Npaiv Npaum  
no qhia peb txog peb tus Vajtswv uas zoo kawg nkaus  
uas tau tsim peb thiab tus uas xav kom koj paub Nws.

Vajtswv paub peb tau ua ntau yam tsis zoo,  
uas Nws hu ua kev txhaum. Txuj kev rau txim rua kev txhum  
yog kev tuag, tabsis Vaajtswv hlab koj kawg nkaus le Nwg txhaj  
le xaa Nwg ibleeg tub, Yexus, lug tuag sau ntoo khaublig, hab muab  
teem txim rua koj tej kev txhum. Tom qab ntawd Yexus sawv rov  
qab los thiab rov mus tsev saum qaum ntuj! Yog koj ntseeg Yexus hab  
thov kuas Nwg zaam koj lub txim, Nwg yuav ua! Nws yuav los nyob  
hauv koj tam sim no, thiab koj yuav tau nrog Nws nyob tas mus li.

Yog koj ntseeg tias qhov no yog qhov tseeb, hais li no rau Vajtswv:  
Nyob zoo Yexus, Kuv ntseeg tias koj yog Vajtswv, thiab tau los ua tus  
txivneej tuag theej kuv lub txhoj, thiab nimno koj rov muaj txoj sia  
nyob. Thov nkag rau hauv kuv lub neej thiab zam kuv lub txim, kom  
kuv muaj txoj sia tshiab tam sim no, thiab muaj ib hnuv mus nrog  
Koj nyob tas mus li. Pab kuv kom ua raws koj thiab nyob  
rau Koj raws li koj tus menyuam. Amees.

Nyeem Vajluskub thiab nrog Vajtswv tham txhua hnuv! Yauhas 3:16

