

Is Taws Nem Cov Menyuum Phau  
Ntawv Dab Neeg  
Tam sim no



Saum ntuj  
ceeb tsheej,  
Vajtswv lub  
tsev zoo  
nkauj



Thawj: Edward Hughes

Daim duab: Lazarus  
Alastair Paterson

Khoos phib kho kom raug: Sarah S.

Lub tshuab txhais lus: [christian-translation.com](http://christian-translation.com)


Luam tawm: Bible for Children  
[www.M1914.org](http://www.M1914.org)

©2020 Bible for Children, Inc.

Nws raug tso cai kom luam cov ntawv sau thiab lus piav  
qhia thiab tsis tuaj yeem raug muag.



Thaum Yexus tseem nyob hauv ntiaj teb,  
nws piav rau nws cov thwjtim txog saum  
ntuj ceeb tsheej. Tswv Yexus tau hu  
saum ntuj "Kuv Txiv Lub  
Tsev", muaj ntau  
lub tsev zoo  
nkauj nyob hauv.



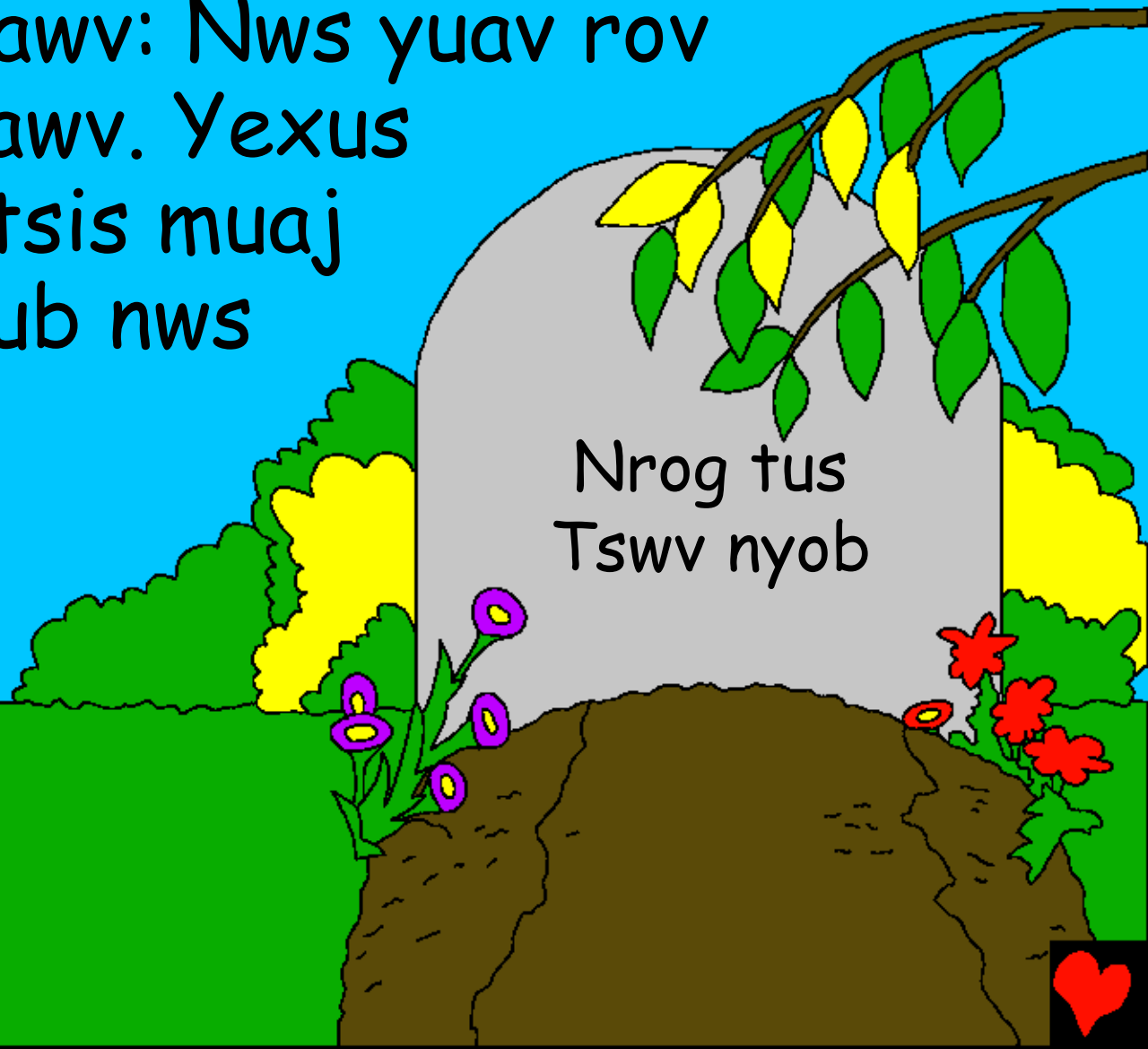
Yexus hais tias: "Kuv npaj chaw rau koj.  
Yog kuv mus npaj chaw rau koj, Kuv yuav  
rov qab los tos koj rau kuv."



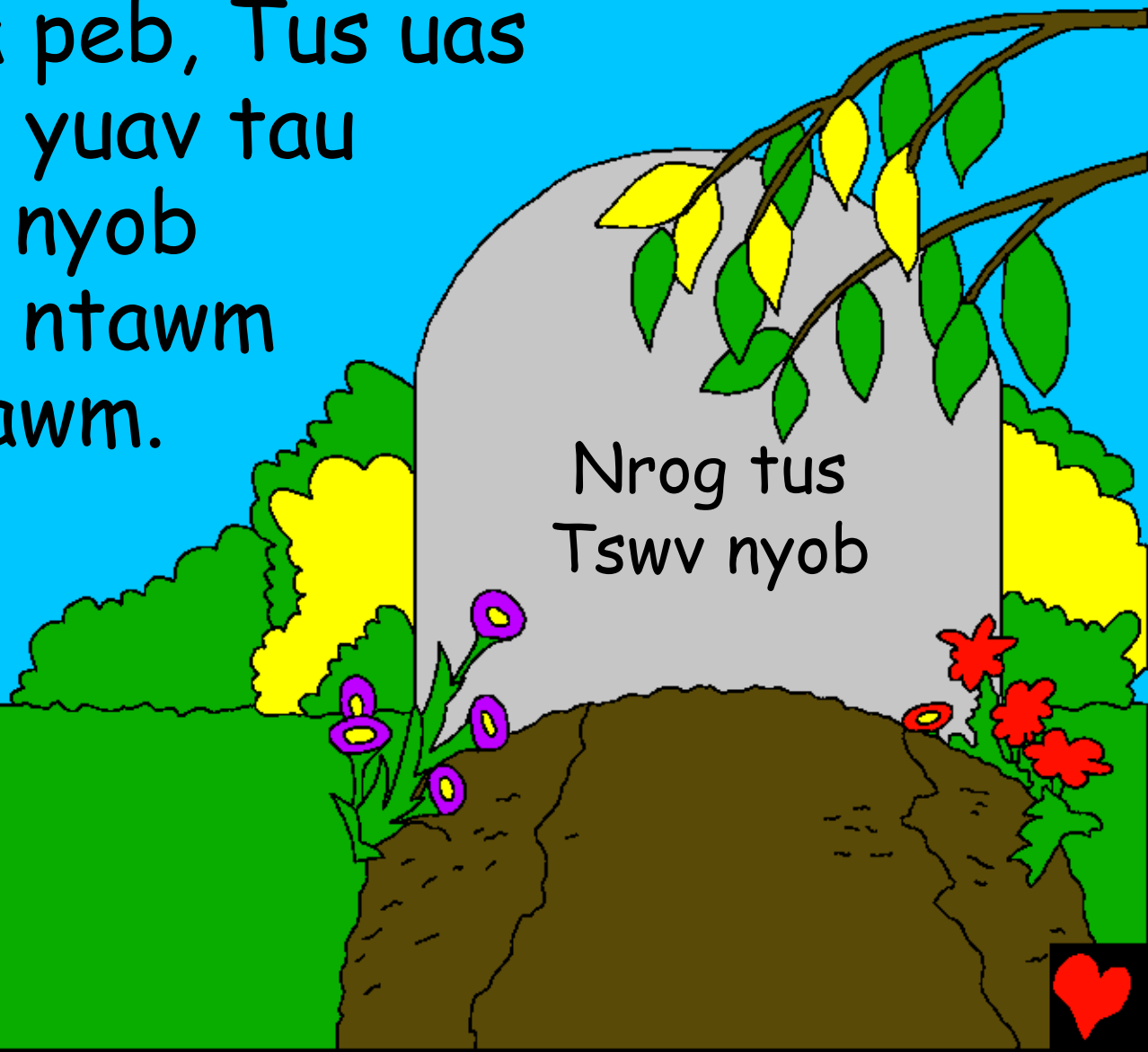
Tom qab Yexus sawv hauv qhov tuag rov qab los, nws nce mus qaum ntuj. Thaum cov thwjtim tabtom saib, Yexus raug coj mus lawm, thiab muaj huab nrog nws mus.




Txij lub sijhawm ntawd, cov ntseeg yeej  
tsis hnov qab lo lus cog tseg uas Yexus  
tau hais rau lawv: Nws yuav rov  
qab los xaiv lawv. Yexus  
kuj hais tias tsis muaj  
neeg paub hnuv nws  
rov qab los.



Tom qab ntawv, Cov ntseeg uas tuag uantej Yexus rov qab los? <Ntawv Vajtswv> qhia peb, Tus uas ntseeg Yexus yuav tau nrog Vajtswv nyob tomqab tawm ntawm lub cev mus lawm.




"Tshwmsim" yog phau kawg ntawm  
<Ntawv Vajtswv>. Phau ntawv no qhia  
peb tias ntuj ceeb tsheej yog qhov chaw  
zoo, thiab daim ntawv  
no kuj yog qhov chaw  
Vajtswv nyob.





Txawm hais tias Vajtswv yog tsis  
muaj npe txhua yam, nws lub zwm  
txwv yog saum ntuj tiag tiag.



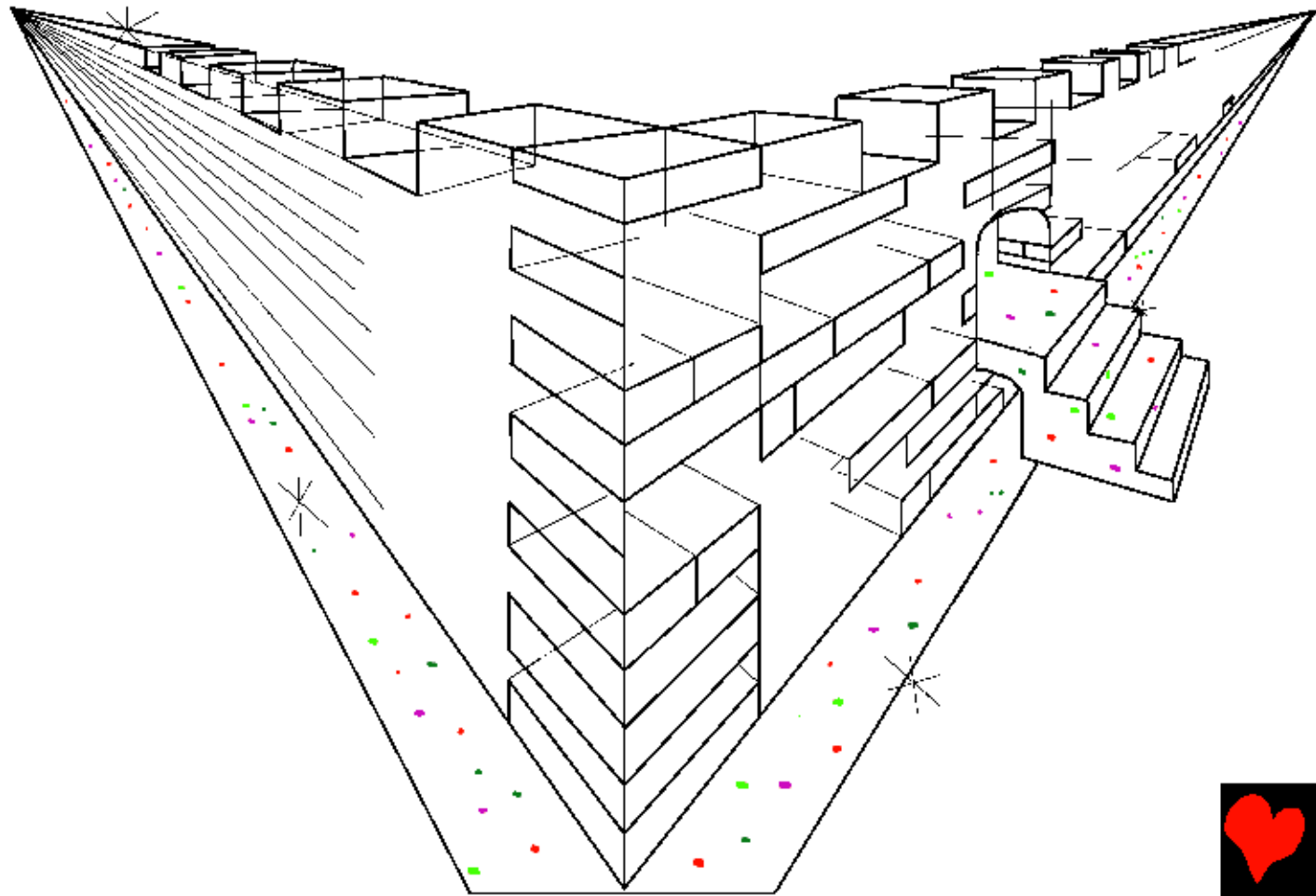
<Ntawv Vajtswv> kuj tseem qhia rau peb,  
tias txhua tus uas ntseeg tias Yexus  
tuag thiab mus saum ntuj,  
txawm yuav loj npaum li  
cas los xij, Lawv txhua  
tus hu nkauj thiab qhuas  
Vajtswv  
saum ntuj  
nrog cov  
timtswv  
saum ntuj.



Ib zaj nkauj uas lawv tau hu hais tias:  
"Koj tsim nyog tau, vim koj tau siv koj  
cov ntshav los ntawm txhua  
haiv neeg, Cov haiv neeg  
tau yuav peb rov qab los  
kom peb yuav ua pov thawj  
rau Vajtswv  
thiab ua vaj  
ntxwv."  
(Tshwmsim  
5:9-1010)

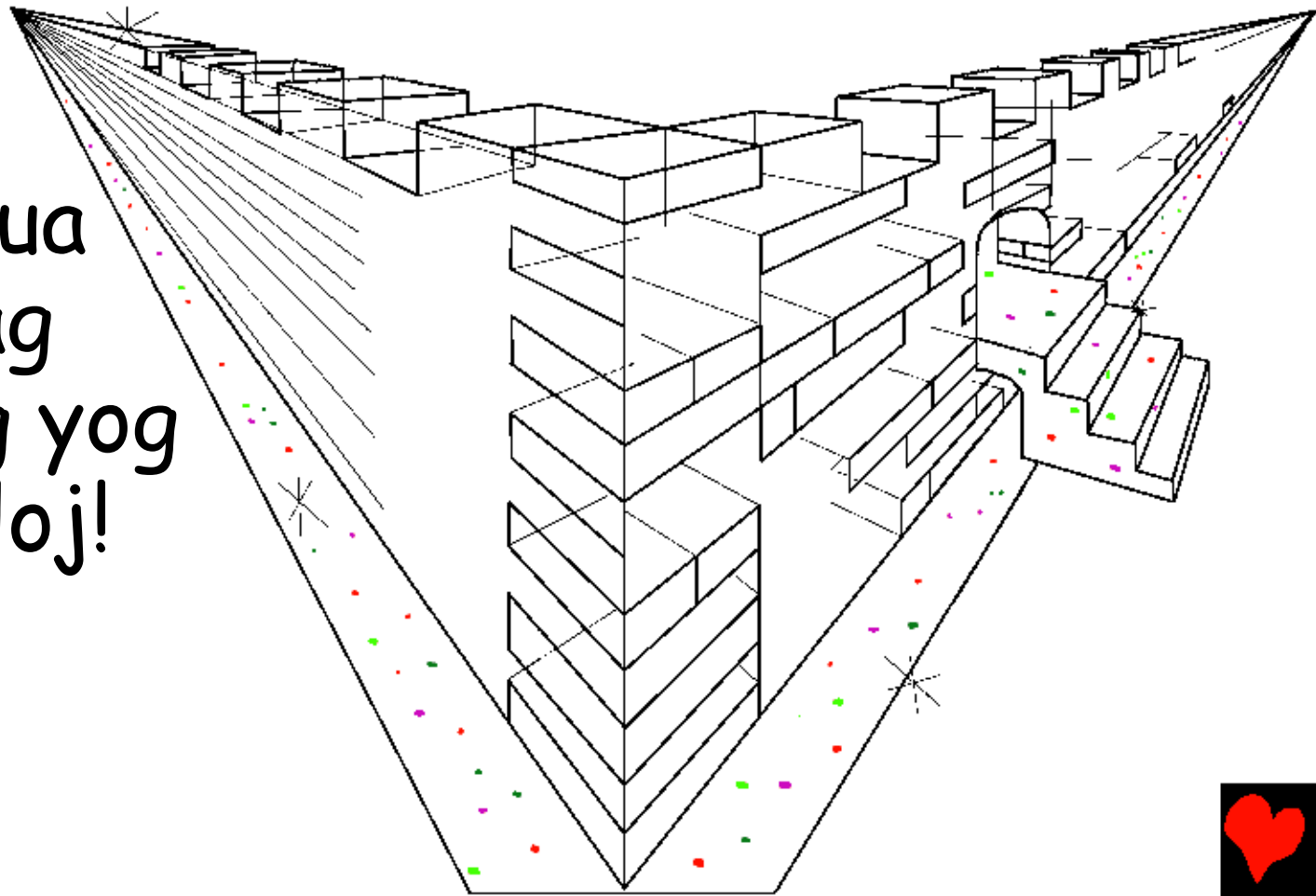


<Ntawv Vajtswv> nplooj ntawv kawg  
ntawm phau Vaj Lug Kub Npaiv Npaum  
piav txog ntuj ceeb tsheej yog "Lub  
nroog Yeluxalees Tshiab."




Phab ntsa ntawm lub nroog no siab heev,  
Nws yog ua los ntawm jasper, meej li yam  
li siv lead ua. Lub hauv paus ntawm lub  
nroog phab ntsa tau dai kom zoo nkauj


nrog ntau  
lub pov  
haum. Txhua  
lub rooj vag  
hauv nroog yog  
cov hlaws loj!




Lub rooj vag ntawm lub nroog yeej tsis  
kaw ib hnuv. Tsuag tsuag ma, wb nkag  
mus rau sab hauv thiab saib nawj. Vuag!



Ntuj Ceebtsheej zoo nkauj heev. Lub  
nroog no yog lub kub ntshiab, thiab tej  
kev hauv nroog tseem yog cov kub  
ntshiab, zoo li  
iav ntshiab.



Hauv txoj kev ntawm lub nroog, tus dej  
muaj txoj sia ntawm dej, ci ntsa iab zoo  
li cov duab ci, ntwis los ntawm Vajtswv  
lub zwm txwv.

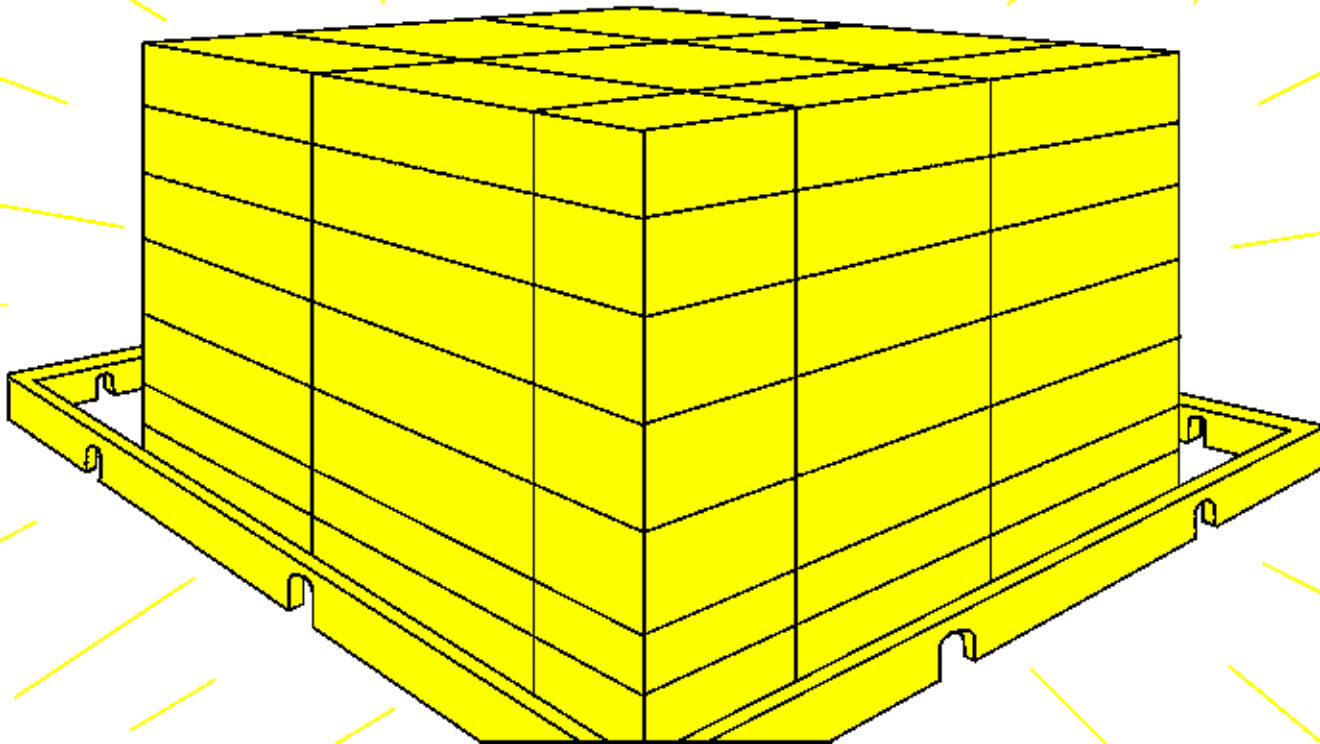




Muaj ib tsob ntoo ntawm lub neej nyob  
sab no thiab sab ntug dej, uas muaj  
kaum ob hom txiv, uas txi txiv txhua lub  
hli; Cov nplooj ntawm tsob ntoo yog kho  
txhua tus neeg.




Yuav tsis muaj hmo ntuj nyob rau saum  
ntuj, yuav tsis muaj sab taws teeb, tsis  
muaj hnuv ci, rau qhov Vajtswv xav kom  
ua rau lawv pom kev.



Cov tsiaj nyob hauv lub nroog Yeluxalees  
Tshiab yog tamed. Tus qa tsoo nrog tus  
menyuam yaj; Tus tsov ntxhuav yuav noj  
nyom zoo li nyuj; Vajtswv hais tias:  
"Txhua yam no yuav tsis ua mob rau  
tibneeg lossis ib yam dab tsi hauv kuv  
lub roob dawb huv."



Peb thiaj yuav muaj  
kev thaj yeeb nyob  
saum ntuj tiag. Vim  
tias tsis muaj kev  
cov nyom ntau  
ntawm no.




Txhua tus uas ua khawv  
koob, ua nkauj ua nraug,  
tua neeg, teev mlom,  
thiab txhua tus uas  
nyiam dag, Tsis  
muaj leej twg  
ua kom kev dag  
ntxias nkag tau  
mus rau hauv  
lub nroog.



Tus Tswv Yehauvas  
yuav so lub kua muag  
ntawm txhua tus neeg  
lub ntsej muag, thiab  
Vajtswv cog lus rau  
peb tias peb hnuv  
nyuaj siab kawg.



Yuav tsis muaj kev ploj tuag, tsis muaj  
kev quaj ntsuag, quaj, lossis kev mob  
siab, vim hais tias yav dhau los dhau  
mus. Vajtswv tus  
kheej xav  
nyob nrog  
nws cov neeg.



Tseem ceeb tshaj plaws, cov neeg uas  
cia siab rau Yexus Khetos ua nws tus  
Cawmseej thiab mloog Vajtswv lus,  
Kom tau nyob nrog Tswv Ntuj  
nyob saum ntuj.





Tsuas yog cov neeg uas muaj npe nyob rau hauv menyuam yaj phau ntawv ntawm lub neej raug tso cai nkag mus, uas yog cov neeg uas lees txais Yexus los ntawm txoj kev ntseeg.

Yog koj lub npe hauv phau ntawv ntawm lub neej?



Lo lus kawg ntawm <Ntawv Vajtswv> yog  
qhov uas yuav caw txhua tus. Tus Ntsuj  
Plig Dawb Huv thiab tus nkauj nyab  
hais tias:



"Los!" Cov uas hnov nws kuj yuav tsum  
hais tias: "Los!" Cov neeg uas nqhis dej  
kuj yuav tsum los; yog lawv xav tau, lawv  
tuaj yeem nqa cov dej ntawm lub neej  
pub dawb.



Saum ntuj ceeb tsheej,  
Vajtswv lub tsev zoo nkauj

Zaj dab neeg no muab los ntawm phau  
Ntawv Vajtswv

Nov yog Vajtswv txoj lus

Tshooj 14 ntawm Txoj Moo Zoo John,  
Tshooj 5 ntawm 2 Khaulee, Tshwmsim  
Tshooj 4, Tshooj 21 thiab Tshooj 22

"Thaum koj cov lus snkag siab, lawv ci."  
Ua Ntej Ib puas thiab cuaj caum tshooj,  
ib puas peb caug Ntu ntu



Thaum kawg



Vajtswv paub tias peb txhua tus ua txhaum,  
thiab Vajtswv hu qhov kev txhaum no. Neeg ntiajteb  
tau ua txhaum, Cov nyiaj ua hauj lwm ntawm kev  
txhaum yog kev tuag.

Txawm li cas los xij, Vajtswv hluv koj heev, nws  
txawm muab nws tib leeg tub, Yexus Khetos rau nws,  
kom nws thiaj ris koj lub txim thiab tuag rau koj. Yog  
li koj thiaj yuav dim yog koj ntseeg Yexus uas ris koj  
lub txim, tuag thiab faus rau koj, thiab Vajtswv tau  
tsa nws sawv hauv qhov tuag rov los.



Yog tias koj xav hloov siab lees txim thiab tau txais kev zam txim los ntawm Vajtswv, koj tuaj yeem thov li no: "Vajtswv, Kuv paub tias kuv yog neeg txhaum. Kuv ntseeg tias Yexus tuag saum tus ntoo khaublig theej kuv, Kuv ntseeg tias Yexus tso ntshav, tuag, faus thiab sawv rov qab los rau kuv. Tam sim no kuv txaus siab txais nws ua kuv tus cawm seej. Kuv ua tsaug rau koj zam txim rau kuv tej kev txhaum, Muab rau kuv txoj kev cawm seej thiab txoj sia nyob mus ib txhis. Amees." Koj ib leeg thiaj li raug cawm los ntawm txoj kev ntseeg hauv Vajtswv txoj lus thiab txoj kev cawm seej.

Tom qab koj tau txais kev cawm dim,  
kom loj hlob ntawm sab ntsuj plig, koj yuav tsum

(1) Kev Thov --- Koj nrog Vajtswv tham.

(2) Nyeem Ntawv Vajtswv --- Vajtswv hais lus rau koj.

Yauhas Tshooj 3 nqe 16

