


Is Taws Nem Cov Menyuum Phau  
Ntawv Dab Neeg  
Tam sim no

Yug ntawm  
Yexus



Thawj: Edward Hughes

Daim duab: M. Maillot; Alastair Paterson

Khoos phib kho kom raug:  
E. Frischbutter; Sarah S.

Lub tshuab txhais lus: [christian-translation.com](http://christian-translation.com)

Luam tawm: Bible for Children  
[www.M1914.org](http://www.M1914.org)

©2021 Bible for Children, Inc.

Nws raug tso cai kom luam cov ntawv sau thiab lus piv  
qhia thiab tsis tuaj yeem raug muag.

1


Muaj ib zaug, Vajtsv tau  
txib tus timsuv Gabriel los  
rau cov neeg Ixayees kom  
ntsib ib tug nkauj xwb, Nws  
lub npe hu ua Maivliag.



2

Tus timtswv hais rau Malis hais tias, "Maivliag, koj tau pom txoj kev tshav ntuj ua ntej Vajtswv lawm. Koj yuav xeebtub thiab muaj menyuam. Koj tuaj yeem tis nws lub npe Yexus.

Nws yuav loj thiab yuav raug hu ua Vajtswv tus Tub."



3

Maivliag hais rau tus tubtxib saum ntuj hais tias, "Kuv tsis tau yuav txiv. Yog vim li cas qhov no muaj tshwm sim?" Tus timtswv teb hais tias tus me nyuam dawb huv yuav los ntawm Vajtswv los.



4

Gabriel hais rau Maivliag hais tias nws tus kwvluag Elixanpes tseem xeeb tub rau ib tus menyuam thaum nws laus lawm. Nws tseem yog qhov txuj ci tseem ceeb. Tsis ntev tom qab ntawd, Maivliag mus xyuas Elixanpes, nkawd ob leeg puavleej qhuas Vajtswv ua ke.



5

Lub sijhawm ntawd Maivliag tau ua ib siab mis Yauxej thiab tseem tsis tau muaj pojniam. Thaum Yauxej pom tias Maivliag xeeb tub lawm, nws nyuaj siab heev.




6

Vajtswv tus tubtxib saum ntuj los tshwm rau Yauxej hauv nws zaj npau suav, thiab hais rau nws tias Maivliag cev xeeb tub yog los ntawm Vajtswv los. Tus tub txib hais kom Yauxej saib xyuas Maivliag thiab tus mos ab Yexus.



7

Yauxej ua raws li tus cev lus hais kom yawg yuav Maivliag. Thaum cov hnuv, Tsoomfwv muaj lub siab xav ua kom cov neeg thoob ntiaj teb sau npe. Yauxej thiab Maivliag kuj



8

tau tawm hauv Kalilais mus rau Npelehees.

Thaum lawv los txog rau Npelehees, Hnub tim xa tuaj rau Maivliag. Yauxej nrhiav tsis tau tsev nyob vim txhua yam lawm.



9

Thaum kawg Yauxej pom lub nkuaj nyug. Maivliag yug Yexus nyob ntawd, Nws muab tus menyuam qhwv thiab pw rau hauv lub dab zaub.



10

Muaj cov yaj cov tswv zov yaj nyob tom teb tsis deb ntawm lub nkuaj nyug, uas zov cov yaj thaum hmo ntuj raws li daim




phiaj sij. Vajtswv Tus timtswv qhia txoj

xov zoo rau lawv.

11

Tus timtswv hais tias, "Hnub no hauv lub nroog David, tus Cawm Seej tau yug los rau koj, tus Tswv Yexus. Yog tias koj xav



pom tus menyuam yaus qhwv hauv ntaub, pw hauv lub dab

zaub, qhov ntawd yog qhov cim."

12

Tam sim ntawd, muaj ib pab tub rog coob saum ntuj qhuas Vajtswv nrog Tus timtswv thiab hais tias, "Qhuas Vajtswv rau saum ntuj ceeb tsheej!



Cia li nyab xeeb hauv ntiag teb rau cov neeg uas thov nws."


13

Tus neeg yug yaj txawm maj nroos mus nrhiav Yexus. Lawv pom Maivliag thiab Yauxej, Pom tus metub dawb huv Yexus dag nyob hauv lub dab zaub, nws txawm hais tawm tus timtswv cov lus ntawm tus menyuam.



14


Plaub caug hnuv tom qab, Yauxej thiab Maivliag coj Yexus mus rau hauv lub tuam tsev hauv Yeluxalees. Muaj ib tug txivneej npe hu ua Xime-oos, thiab nws qhuas Vajtswv thaum nws pom Yexus. Nyob rau tib lub sijhawm, Muaj ib tug poj niam laus laus lub npe hu ua Anna, nws mus ua Vajtswv tsaug rau Yexus.



15

Xime-oos thiab Anna paub tias Yexus yog tus Txxhiv Dim uas tau cog lus tseg. Yauxej tua fij ob tug mivnyuas yaaj lawv le Vaajtswv txuj kevcai. Raws li sau cia hauv tus


Tswv txoj cai:  
Txxhua tus txiv  
neej thawj  
tug tub  
yuav tsum  
hu ua dawb  
huv rau  
tus Tswv.



16

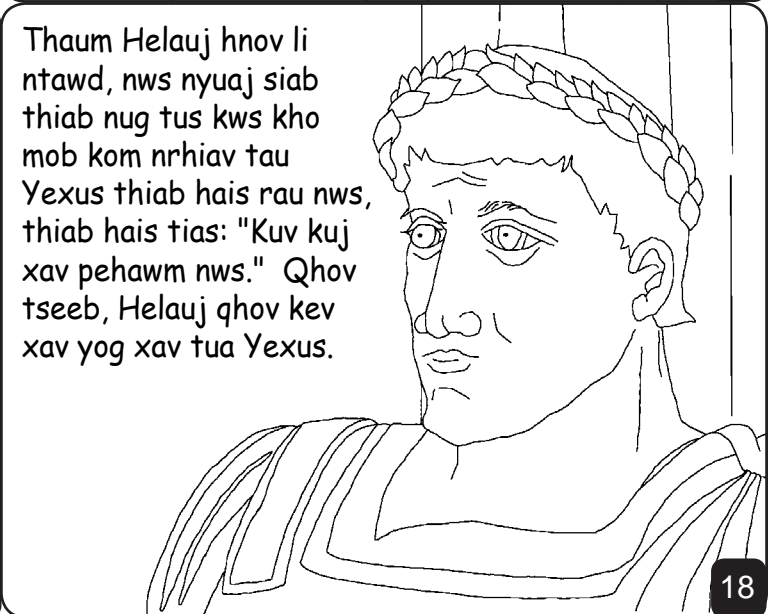
Tom qab qee lub sijhawm, ntau tus kws kho mob tau los rau hauv Yeluxalees los ntawm

sab hnuv tuaj.  
"Tus neeg yug los ua vajntxwv kav cov Yudais nyob qhov twg? Peb pom nws lub hnuv qub nyob sab hnuv tuaj thiab xav pe hawm nws."



17

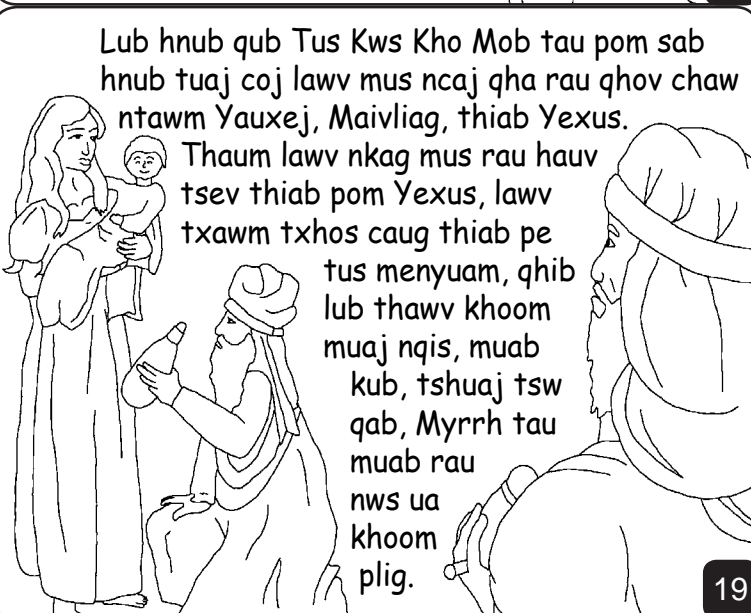
Thaum Helauj hnov li ntawd, nws nyuaj siab thiab nug tus kws kho mob kom nrhiav tau Yexus thiab hais rau nws, thiab hais tias: "Kuv kuj xav pehawm nws." Qhov tseeb, Helauj qhov kev xav yog xav tua Yexus.



18


Lub hnuv qub Tus Kws Kho Mob tau pom sab hnuv tuaj coj lawv mus ncaj qha rau qhov chaw ntawm Yauxej, Maivliag, thiab Yexus.

Thaum lawv nkag mus rau hauv tsev thiab pom Yexus, lawv txawm txhos caug thiab pe tus menyuam, qhib lub thawv khoom muaj nqis, muab kub, tshuaj tsw qab, Myrrh tau muab rau nws ua khoom plig.



19

Vim tias tus kws kho mob tau qhia rau Vajtswv kom tsis txhob rov qab mus pom Vaj Ntxwv Helauj hauv nws zaj npau suav, nws tau rov qab mus rau thaj chaw hauv zos dhau ntawm lwm txoj kev.




20

Thaum Helauj pom tias nws raug luag cem tus kws tshuaj, nws npau taws heev. Kom tshem tau Yexus, Tus thawj coj phem no tau tua txhua tus menyuam tub hauv Npelehees.




21

Vajtswv tus tubtxib saum ntuj los tshwm rau Yauxej hauv npau suav thiab hais kom nws cia li khiav mus rau Iyim nrog Yexus thiab Maivliag. Lawv nyob nyab xeeb.



22

Tom qab Helauj tuag lawm, Yauxej coj Yexus thiab Maivliag rov qab los ua Ixayees.



Lawv nyob rau ntawm lub zos me me nyob pem Naxales ze Hiavtxwv Kalilais.

23

Yug ntawm Yexus

Zaj dab neeg no muab los ntawm phau Ntawv Vajtswv

Nov yog Vajtswv txoj lus

Tshooj 1 thiab 2 ntawm Mathais,  
Tshooj 1 thiab 2 ntawm Lukas

"Thaum koj cov lus snkag siab, lawv ci."  
Ua Ntej Ib puas thiab cuaj caum tshooj,  
ib puas peb caug Ntu ntu

24

Thaum kawg

36



60

25

Vajtswv paub tias peb txhua tus ua txhaum, thiab Vajtswv hu qhov kev txhaum no. Neeg ntiaj teb tau ua txhaum, Cov nyiaj ua hauj lwm ntawm kev txhaum yog kev tuag.

Txawm li cas los xij, Vajtswv hlab koj heev, nws txawm muab nws tib leeg tub, Yexus Khetos rau nws, kom nws thiaj ris koj lub txim thiab tuag rau koj. Yog li koj thiaj yuav dim yog koj ntseeg Yexus uas ris koj lub txim, tuag thiab faus rau koj, thiab Vajtswv tau tsa nws sawv hauv qhov tuag rov los.

Yog tias koj xav hloov siab lees txim thiab tau txais kev zam txim los ntawm Vajtswv, koj tuaj yeem thov li no: "Vajtswv, Kuv paub tias kuv yog neeg txhaum. Kuv ntseeg tias Yexus tuag saum tus ntoo khaublig theej kuv, Kuv ntseeg tias Yexus tso ntshav, tuag, faus thiab sawv rov qab los rau kuv. Tam sim no kuv txaus siab txais nws ua kuv tus cawm seej. Kuv ua tsaug rau koj zam txim rau kuv tej kev txhaum, Muab rau kuv txoj kev cawm seej thiab txoj sia nyob mus ib txhis. Anees." Koj ib leeg thiaj li raug cawm los ntawm txoj kev ntseeg hauv Vajtswv txoj lus thiab txoj kev cawm seej.

Tom qab koj tau txais kev cawm dim, kom loj hlob ntawm sab ntsuj plig, koj yuav tsum  
(1) Kev Thov --- Koj nrog Vajtswv tham.  
(2) Nyeem Ntawv Vajtswv --- Vajtswv hais lus rau koj.  
Yauhas Tshooj 3 nqe 16

26