


Ntawv Vajtswv rau Menyuum  
kev nthuav qhia

Thaum Vajtswv Tsim  
Txhua Yam



Sau los ntawm: Edward Hughes

Piav qhia los ntawm: Byron Unger; Lazarus  
Alastair Paterson

Los Ntawm: Bob Davies; Tammy S.

Txhais los ntawm: [www.christian-translation.com](http://www.christian-translation.com)

Ua los ntawm: Bible for Children  
[www.M1914.org](http://www.M1914.org)

BFC

PO Box 3

Winnipeg, MB R3C 2G1

Canada

©2021 Bible for Children, Inc.

Daim Ntawv Tso Cai: Koj muaj cai luam lossis luam zaj dab neeg no,  
tsuav yog koj tsis muag nws.




Leej twg tsim peb? Phau Vajlugkub, Vajtswv  
Txojlus, qhia tias noob neej pib li cas. Puag thaum  
ub, Vajtswv tsim thawj tug txivneej thiab muab tis  
npe hu ua Adas. Vajtswv tsim Adas tawm hauv  
cov av. Thaum Vaajtswv tshuab paa rua lub  
neej, Vaajtswv muab nwg lug  
nyob rua huv. Nws  
pom nws tus kheej

hauv lub vaj  
zoo nkauj hu  
ua Eden.



Ua ntej Vaajtswv tsim Adas, Nwg tsim lub nplajteb  
zoo nkauj kws muaj ntau yaam zoo heev. Ib qeb zuj  
zus Vajtswv tsim tej qhov chaw muaj roob thiab  
thaj chaw tiaj nyom, paj tsw qab thiab ntoo siab,  
muaj noog zoo nkauj thiab muaj muv, mooj thav  
ntses thiab qwj. Qhov tseeb,



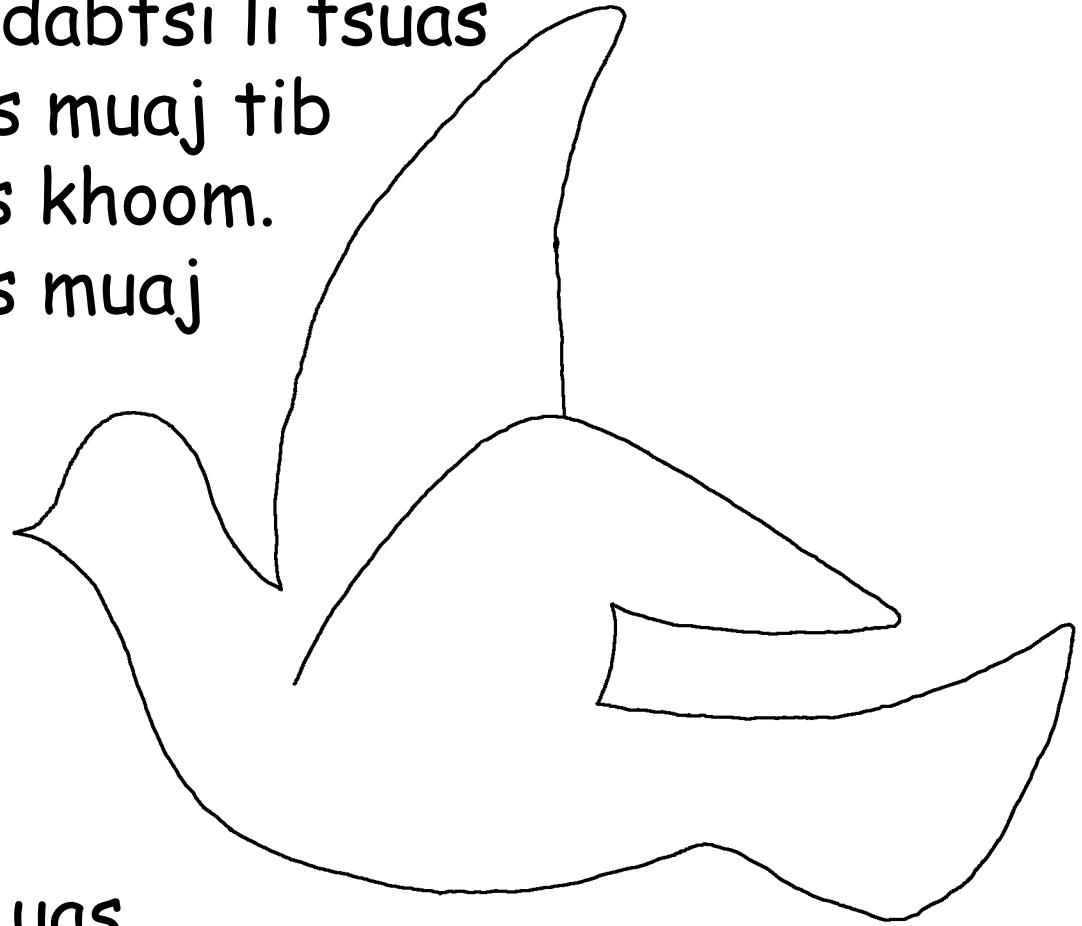
Thaum chiv keeb, ua ntej Vajtswv tsim txhua yam, tsis muaj ib yam dabtsi li tsuas yog Vajtswv xwb. Tsis muaj tib neeg lossis chaw lossis khoom.

Tsis muaj dabtsi. Tsis muaj qhov kaj thiab tsis muaj kev tsaus ntuj.

Tsis nce thiab tsis muaj nqis. Tsis muaj nag hmo thiab tsis muaj tag kis. Tsuas

muaj Vajtswv tib leeg uas tsis muaj pib. Tom qab ntawd

Vajtswv coj! Thaum chivkeeb Vajtswv tsim lub ntuj thiab lub ntiajteb.



Thiab lub ntiaj teb tsis  
muaj daim ntawv thiab  
tsis muaj dabtsis.

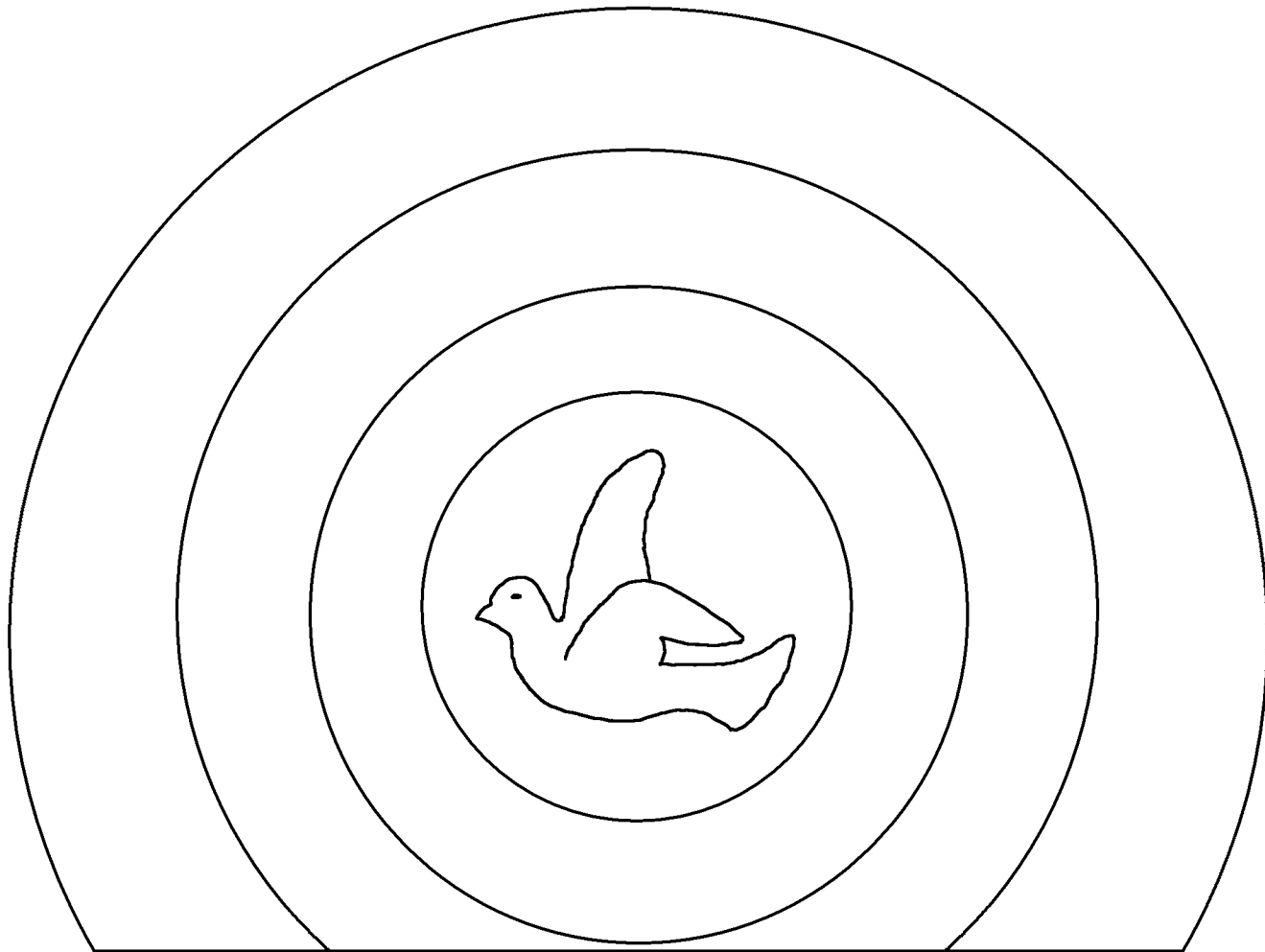
Thiab tsaus ntuj  
yog nyob rau  
hauv lub ntsej  
muag ntawm  
lub sib sib  
zog nqus.

Tom qab  
ntawd  
Vajtsww  
tau hais  
tawm.

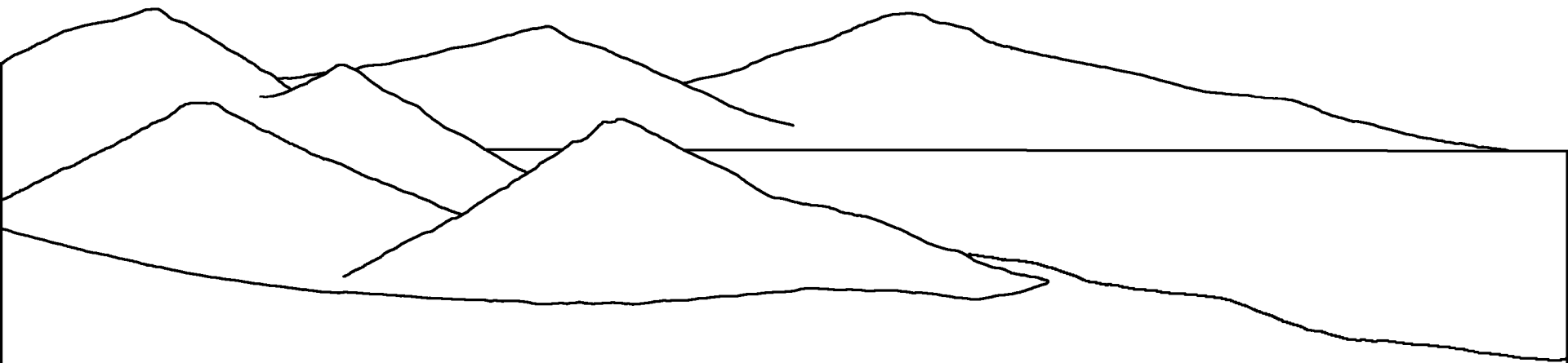
"Cia li muaj qhov pom kev."



Thiab muaj qhov pom kev. Vajtswv hu qhov pom kev  
Nruab hnub thiab qhov tsaus ntuj Nws hu ua Hmo  
ntuj. Thiab thaum yav tsaus ntuj thiab thaum sawv  
ntxov yog thawj hnub.




Hnub thib ob, Vajtswv tau coj cov dej hiav txwv,  
hiav txwv, thiab pas dej muaj nqis raws qab qaum  
ntuj. Hnub peb, Vajtswv hais tias, "Cia li hais kom  
dej hiavtxwv tshwm." Thiab nws tau tshwm sim.





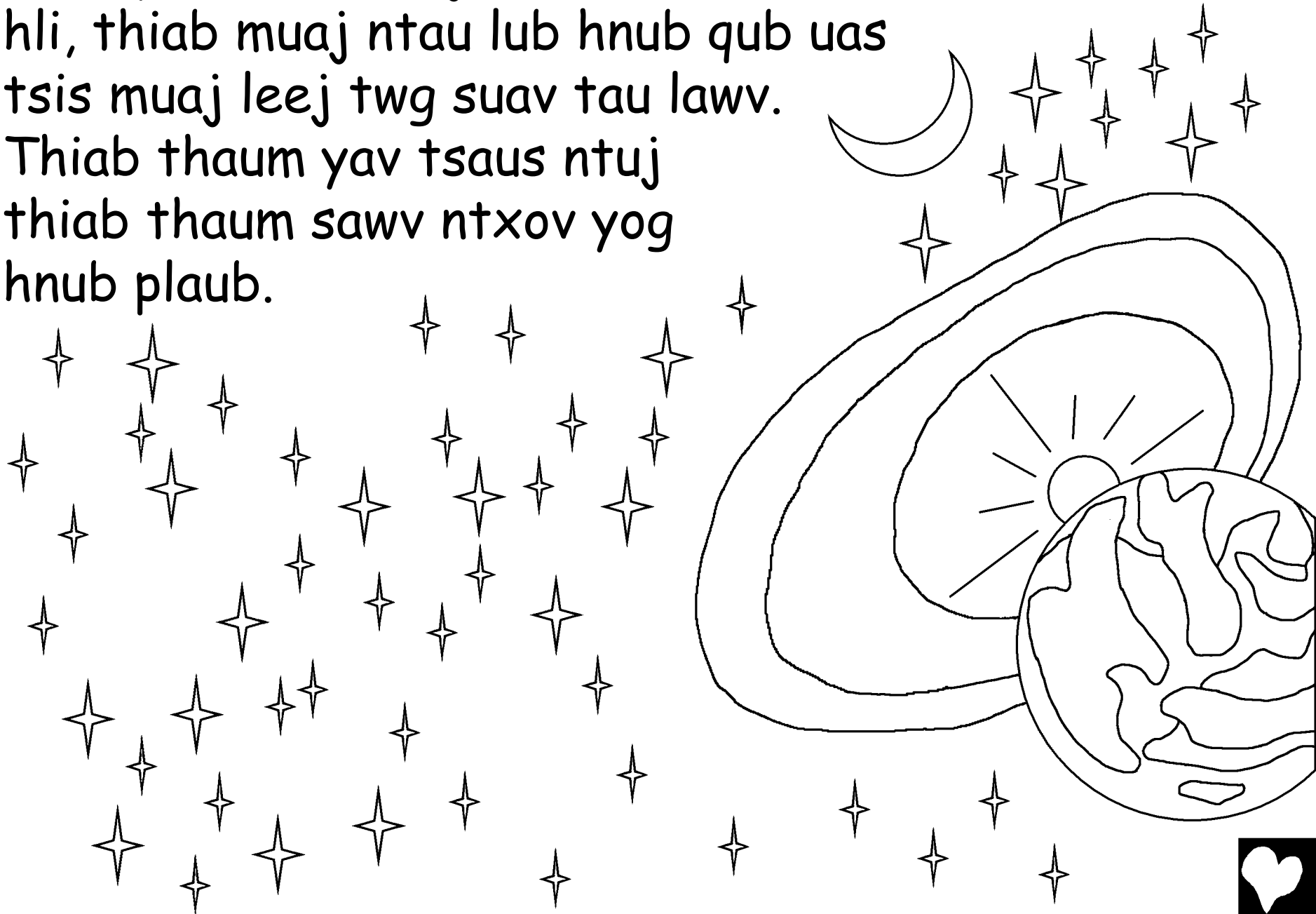
Vajtswv kuj sam hwm kom cov nyom thiab tej paj  
thiab tej nroj tsuag thiab tej ntoo tuaj  
tshwm. Thiab lawv tau tshwm  
sim los. Thiab thaum  
yav tsaus ntuj thiab  
thaum sawv ntxov

yog hnuv peb.




Tom qab ntawd Vajtswv tsim lub hnub, thiab lub  
hli, thiab muaj ntau lub hnub qub uas  
tsis muaj leej twg suav tau lawv.


Thiab thaum yav tsaus ntuj  
thiab thaum sawv ntxov yog  
hnub plaub.




Cov tsiaj hiav txwv thiab cov  
ntses thiab noog nyob tom  
qab yog Vajtswv cov npe.  
Hnub thib tsib Nws ua ntses  
ntaj thiab ntses loj me, ntev  
ntev pob ntseg thiab noog  
zoo nkauj. Vajtswv tsim  
txhua yam ntses kom puv  
ntiaj teb cov dej thiab txhua  
yam noog kom txaus siab rau  
daim av thiab hiav txwv thiab  
saum ntuj. Thiab thaum yav  
tsaus ntuj thiab thaum sawv  
ntxov yog hnub tsib.



Tom qab ntawd, Vajtswv rov qab hais dua. Nws hais tias, "Cia lub ntiajteb tsim muaj tsiaj muaj sia." Txhua yam tsiaj thiab kab thiab tsiaj reptile tau los ua qhov zoo. Muaj ntiaj teb co tus ntxhw thiab cov neeg uas muaj khoom ntau. Cov liab tsis zoo thiab clumsy crocodiles. Cov dab ntub dej tsis zoo thiab lub puab tsaig zoo nkauj. Cov poj laib laib thiab hnab tawv muag pim xwb. Vajtswv tsim txhua yam tsiaj nyob rau hnub ntawd.



Thiab thaum yav tsaus ntuj thiab thaum  
sawv ntxov yog hnuv rau.




Vajtswv tau ua ib yam haujlwm ntxiv rau hnub rau -  
qhov tshwj xeeb uas tshwj xeeb heev. Txhua yam  
tam sim no npaj rau Neeg. Muaj zaub nyob tom teb  
thiab tsiaj txhu pab nws. Thiab Vajtswv hais tias,

"Cia peb ua neeg zoo li peb tus  
yam ntxwv. Cia nws ua tus tswv  
kav txhua yam hauv lub ntiaj teb."

Yog li VAJTTSWV CREATED  
COV LUS NYOB RAU  
NWS YEEJ DUAB;  
NYOB RAU HAUV  
YEEM NTAWM  
VAJTTSWV NWS  
TSHWM SIM  
LOS NWS ...



Vajtswv tau hais rau  
Adas. "Noj tej uas  
koj xav tau ntawm  
lub vaj. Tab sis koj  
tsis txhob noj tsoob  
ntoo uas paub qhov  
zoo thiab qhov  
phem. Yog koj noj  
tsoob ntoo ntawd koj  
yeej yuav tuag."




Thiab tus Tswv Vajtswv hais tias, "Nws tsis yog ib qho zoo uas tus txiv neej yuav nyob ib leeg. Kuv yuav ua tus pab rau nws." Vajtswv coj txhua yam noog thiab tsiaj txhu rau Adas. Adas tis npe rau sawvdaws. Nws yuav tsum ntse heev es thiaj ua tau li ntawd. Tab sis ntawm tag nrho cov noog thiab cov tsiaj nyaum tsis muaj tus khub uas tsim nyog rau Adas.






Vajtswv coj Adas mus pw tob tob. Tshem tawm  
ib qho ntawm tus txiv neej pw tsaug zog tus tav,  
Vajtswv tsim Tus Poj Niam los ntawm Adas  
tus tav. Tus pojniam uas  
Vajtswv tsim tau yeej  
yog los ua tus nrog  
Adas nyob.



Vajtswv tsim txhua yam rau hnub. Vaajtswv foom koob moov rua nub xyaa hab su rua nub ntawd. Nyob hauv lub Vaj Edees, Adas thiab Evas nws tus poj niam muaj kev zoo siab ua raws Vajtswv. Vajtswv yog lawv tus Tswv, lawv yog tus muab thiab lawv tus Phooj ywg.



Thaum Vajtswv Tsim Txhua Yam

Ib zaj dab neeg los ntawm Vajtswv Txojlus,  
phau Vajlugkub,

yog pom hauv

Chiv Keeb 1-2

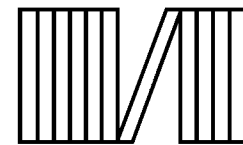
"Qhov kev nkag ntawm Koj Cov Lus muab teeb."  
Ntawv Nkauj 119:130



Qhov Xaus



1



60



Cov dab neeg hauv phau Vaj Lug Kub Npaiv  
Npaum no qhia peb txog peb tus Vajtswv uas zoo kawg  
nkaus uas tau tsim peb thiab tus uas xav kom koj paub Nws.

Vajtswv paub peb tau ua ntau yam tsis zoo, uas Nws hu ua kev  
txhaum. Txuj kev rau txim rua kev txhum yog kev tuag, tabsis  
Vaajtswv hlub koj kawg nkaus le Nwg txhaj le xaa Nwg ibleeg tub,  
Yexus, lug tuag sau ntoo khaublig, hab rau txim rua koj tej kev  
txhum. Tom qab ntawd Yexus sawv rov qab los thiab rov mus tsev  
saum qaum ntuj! Yog koj ntseeg Yexus hab thov kuas Nwg zaam  
koj lub txim, Nwg yuav ua! Nws yuav los nyob hauv koj tam  
sim no, thiab koj yuav tau nrog Nws nyob tas mus li.

Yog koj ntseeg tias qhov no yog qhov tseeb, hais li no rau Vajtswv:  
Nyob zoo Yexus, Kuv ntseeg tias koj yog Vajtswv, thiab tau los ua  
tus txivneej tuag theej kuv lub txhoj, thiab nimno koj rov muaj  
txoj sia nyob. Thov nkag rau hauv kuv lub neej thiab zam kuv lub  
txim, kom kuv muaj txoj sia tshiab tam sim no, thiab muaj ib  
hnuv mus nrog Koj nyob tas mus li. Pab kuv kom ua raws koj  
thiab nyob rau Koj raws li koj tus menyuam. Amees.

Nyeem Vajluskub thiab nrog Vajtswv tham txhua hnuv! Yauhas 3:16

