


Ntawv Vajtswv rau Menyوام kev nthuav qhia

Yug Yexus



Sau los ntawm: Edward Hughes
Piav qhia los ntawm: M. Maillot
Alastair Paterson

Los Ntawm: E. Frischbutter; Sarah S.
Txhais los ntawm: www.christian-translation.com
Ua los ntawm: Bible for Children
www.M1914.org

BFC
PO Box 3
Winnipeg, MB R3C 2G1
Canada

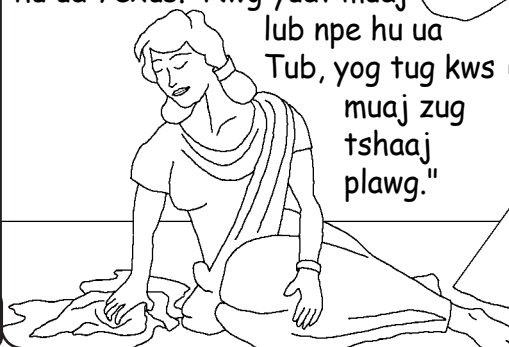
©2021 Bible for Children, Inc.

Daim Ntawv Tso Cai: Koj muaj cai luam lossis luam zaj dab neeg no,
tsuav yog koj tsis muag nws.

1

Tau ntev lug lawm, Vaajtswv tau xaa
tug timtswv Khali-ees lug rua ib tug
ntxhais hluas Yudais kws zoo nkauj
hu ua Maivlag. Nwg has rua tug
quaspug tas, "Koj yuav muaj ib
tug tub hab hu nwg lub npe
hu ua Yexus. Nwg yuav muaj

lub npe hu ua
Tub, yog tug kws
muaj zug
tshaaj
plawg."



2

"Yuav ua li cas muaj tau li no?" tus hluas nkauj xav tsis thooob. "Kuv tsis tau nrog ib tus txivneej ntawd." Tus tim tswv hais rau Maiv Liag hais tias tus me nyuam yuav los ntawm Vajtswv los. Yuav tsis muaj txiv neej li txiv tsev.



3

Tus timtswv ceebtsheej hais rau Maivliag tias nws tus ntxhais xeeb ntxwv Elixanpe muaj ib tug menyuam thaum nws hnuv nyoog laus. Qhov no kuj yog ib qho txujci thiab. Tsis ntev tom qab ntawd, Maivliag mus xyuas Elixanpes. Lawv qhuas Vajtswv ua ke.



4

Maivliag koom nrog ib tug txivneej hu ua Yauxej. Yauxej tu siab thaum nws paub tias Maivliag yuav muaj ib tug menyuam. Nws xav tias lwm tus txiv neej yog leej txiv.




5

Hauv kev npau suav, Vajtswv tus timtswv hais rau Yauxej tias tus menyuam no yog Vajtswv tus Tub. Yauxej yog los pab Maivliag saib xyuas Yexus.



6

Yauxej ntseeg hab noog Vaajtswv lug. Nws kuj ua raws nws lub tebchaws txoj cai. Vim muaj ib txujcai tshab, nwg hab Malis yuav tau moog rua huv puab lub zog, Npelehees, lug them se.



7

Maivliag npaj tau nws tus menyuam. Tab sis Yauxej nrhiav tsis tau chav nyob qhov twg. Txhua lub tsev pw puav leej muaj puv.



8

Thaum kawg Yauxej nrhiav tau lub nkuaj nyug. Nyob ntawd, Yexus tau yug los. Nwg nam muab Nwg tso pw huv lub dlaab zaub, lub chaw kws muab tso rua cov tsaj noj.



9

Cov neeg nyob ze, cov neeg zov yaj zov lawv pab yaj. Vajjtsv tug timtsv tshwm rua puab hab qha txuj xuv zoo rua puab.



10


"Niaj hnuv no yug los hauv Daviv tus Cawmseej uas yog Tswv Yexus, Tus Tswv yog tus Tswv. Koj yuav pom tus Menyuam mos pw

hauv lub dab zaub."



11

Tamsim ntawd, muaj ntau tus tubtxib saum ntuj uas ci ntsa iab ntau dua los tshwm, qhuas Vajjtsv thiab hais tias, ...



12

... "Thov kom Vajjtsv tau koob meej nyob saum ntuj thiab hauv ntiav teb kom muaj kev thaj yeeb, muaj siab zoo rau tibneeg."




13

Cov tuabneeg yug yaaj maj nrawm moog rua huv lub nkuaj nyug. Tom qab pom tus Me Nyuam Yaj lawv tau qhia txhua tus lawv tau ntsib dab tsi uas cov tim tswv tau hais txog Yexus.




14

Plaub caug hnuv tom qab ntawd, Yauxej thiab Maivliag txawm coj Yexus mus rau hauv lub Tuamtsev hauv Yeluxalees. Muaj ib tug txivneej hu ua Xime-ooos qhuas Vaajtsv ruu tug Mivnyuas, tabsis thaum Anna kws yog lwm tug tub qhe, ua Vaajtsv tsaug.



15

Ob leeg puavleej paub Yexus yog Vaajtsv tug Tub, tug Cawmseej kws coglug tseg lawm. Yauxej tua fij ob tug noog. Nov yog qhov ua los ntawm Vajtsv txoj kevcai tau hais tias cov neeg txomnyem yuav tsum nqa tuaj thaum lawv coj menyuam yaus tuaj fij rau tus Tsvv.



16

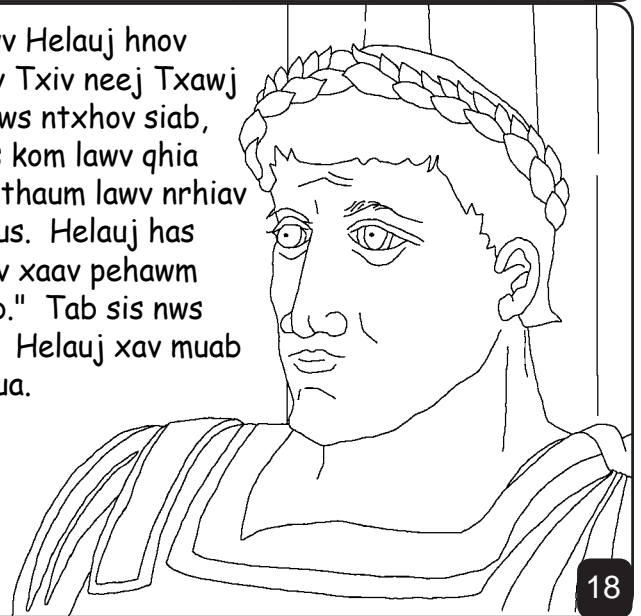
Lub sijhawm tom qab ntawd, lub hnuv qub tshwjxeeb tau coj Cov Neeg Txawj



17


Ntse tuaj ntawm Sab Hnuv Tuaj tuaj rau Yeluxalees. "Nws nyob qhov twg Nws yug los Huab tais ntawm cov neeg Yudas?" lawv nug. "Peb xav pehawm Nws."

Vajntxwv Helauj hnov txog cov Txiv neej Txawj ntse. Nws ntxhov siab, nws hais kom lawv qhia rau nws thaum lawv nrhiav tau Yexus. Helauj has tas, "Kuv xaav pehawm Nwg hab." Tab sis nws tau dag. Helauj xav muab Yexus tua.



18

Lub hnuv qub coj Tus Neeg Txawj Ntse mus rau hauv lub tsev ncaj ncees tiag uas Maivliag thiab Yauxej nyob nrog Tus Menyuam Me. Txoj kev pe hawm, cov neeg ncig tebchaws muab khoom plig kub thiab roj tsw qab rau Yexus.



19

Vajtsv ceebtoom kom cov txivneej Txawj Ntse rov mus tsev yam tsis pub leejtwg paub. Helauj npau taws heev. Tau txiav txim siab muab Yexus tua pov tseg, tus thawj coj phem tau tua txhua tus menyuam tub



hauv Npelehees.


20

Tabsis Helauj ua phem tsi
tau rua Vaajtswv tug Tub!
Xav txog hauv npau suav,
Yauxej tau coj Niam Mab
Liab thiab Yexus mus rau
nram Iyi tebchaws
kom muaj kev
nyab xeeb.



21

Thaum Helauj tuag
Yauxej coj Malis
hab Yexus rov
nraag tebchaws
Iziv lug.



Nkawd tau nyob
hauv lub nroog me me ntawm
Naxales, ze rau lub hiav txwv Kalilaislubteb.

22

Yug Yexus

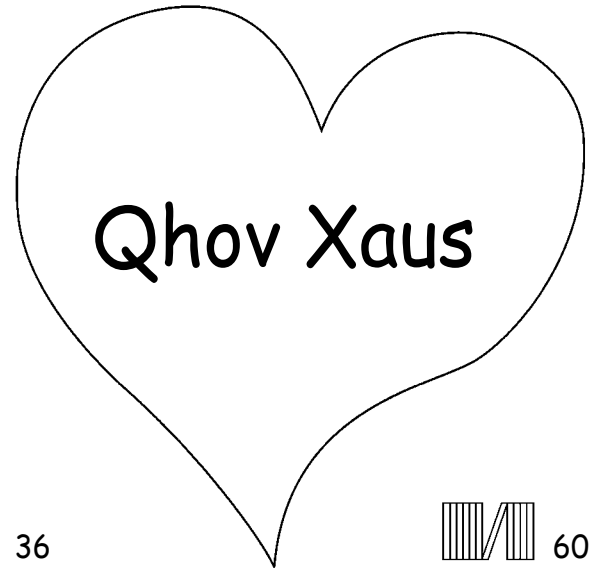
Ib zaj dab neeg los ntawm Vajtswv Txojlus,
phau Vajlugkub,

yog pom hauv

Mathais 1-2, Lukas 1-2

"Qhov kev nkag ntawm Koj Cov Lus muab teeb."
Ntawv Nkauj 119:130

23



36

60

24

Cov dab neeg hauv phau Vaj Lug Kub Npaiv
Npaum no qhia peb txog peb tus Vajtswv uas zoo kawg
nkaus uas tau tsim peb thiab tus uas xav kom koj paub Nws.

Vajtswv paub peb tau ua ntau yam tsis zoo, uas Nws hu ua kev
txhaum. Txuj kev rau txim rua kev txhum yog kev tuag, tabsis
Vaajtswv hlab koj kawg nkaus le Nwg txhaj le xaa Nwg ibleeg tub,
Yexus, lug tuag sau ntoo khaublig, hab rau txim rua koj tej kev
txhum. Tom qab ntawd Yexus sawv rov qab los thiab rov mus tsev
saum qaum ntuj! Yog koj ntseeg Yexus hab thov kuas Nwg zaam
koj lub txim, Nwg yuav ua! Nws yuav los nyob hauv koj tam
sim no, thiab koj yuav tau nrog Nws nyob tas mus li.

Yog koj ntseeg tias qhov no yog qhov tseeb, hais li no rau Vajtswv:
Nyob zoo Yexus, Kuv ntseeg tias koj yog Vajtswv, thiab tau los ua
tus txivneej tuag theej kuv lub txhoj, thiab nimno koj rov muaj
txoj sia nyob. Thov nkag rau hauv kuv lub neej thiab zam kuv lub
txim, kom kuv muaj txoj sia tshiab tam sim no, thiab muaj ib
hnuv mus nrog Koj nyob tas mus li. Pab kuv kom ua raws koj
thiab nyob rau Koj raws li koj tus menyuum. Anees.

Nyeem Vajluskub thiab nrog Vajtswv tham txhua hnuv! Yauhas 3:16

25