

Ntawv Vajtswv rau Menyuum kev nthuav qhia

Thawj Hnub Easter



Sau los ntawm: Edward Hughes
Piav qhia los ntawm: Janie Forest
Alastair Paterson

Los Ntawm: Lyn Doerksen

Txhais los ntawm: www.christian-translation.com

Ua los ntawm: Bible for Children
www.M1914.org


BFC
PO Box 3
Winnipeg, MB R3C 2G1
Canada

©2021 Bible for Children, Inc.

Daim Ntawv Tso Cai: Koj muaj cai luam lossis luam zaj dab neeg no,
tsuav yog koj tsis muag nws.

1

Tus poj niam sawv ntawm lub roob
siab tsis nrov, nws lub qhov muag tu
siab ntsia mus rau qhov
chaw txaus ntshai.
Nws tus Tub tuag.
Leej niam yog Maiv
Liag, thiab nws sawv
ze ze ntawm qhov
chaw uas Yexus
raug ntsia rau
saum ntoo
khaub lig.



2

Qhov xwm txheej
no tshwm sim tau licas?
Ua li cas Yexus thiaj yuav
zam tau lub neej zoo ua
tej kev phem no?
Yuav ua li cas
Vajtswv thiaj
cia Nws tus
Tub rau ntsia rau saum
ntoo khaub lig kom tuag
rau qhov ntawd? Puas
yog Yexus ua yuam kev
hais tias Nws yog Leej
twg? Puas yog Vajtswv
ua tsis tiav?



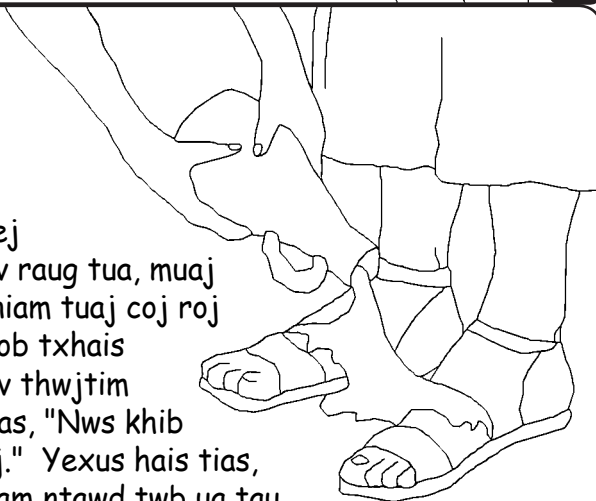
3

Tsis yog! Vajtswv tsis
swb. Yexus tsis tau ua
txhaum dabtsi. Yexus
yeej ib txwm paub tias
Nws yuav raug cov neeg
siab phem tua pov tseg.
Txawm hais tias thaum
Yexus tseem yog
menyuam mos, muaj ib
tug yawg laus npe hu ua
Xime-oo tau qhia rau
Maivliag tias muaj kev
nyuaj siab.



4

Ob peb
hnuv uantej
Yexus yuav raug tua, muaj
ib tug pojniam tuaj coj roj
pleev nws ob txhais
kotaw. Cov thwjtim
yws yws tias, "Nws khib
nyiab nyiaj." Yexus hais tias,
"Tus pojniam ntawd twb ua tau
hajlwm zoo lawm." "Nws tau ua nws
rau qhov faus kuv." Cov lus txawv dab tsi!



5

Tom qab no, Yudas, uas yog
Yexus ib tug ntawm kaum
ob tug thwjtim, tau pom
zoo muab Yexus rau cov
povthawj 30 lub nyiaj.



6

Thaum cov Yudais ua Kevcai
Hla Dhau, Yexus nrog nws cov
thwjtim noj mov kawg thiab.
Nws qhia ntau yam zoo heev txog
Vajtswv thiab Nws cov lus cog tseg
rau cov uas hlub Nws. Tom qab
ntawd Yexus muab cov mov mog
thiab ib khob rau lawv coj mus faib.
Cov no yog kom lawv nco
qab tias Yexus
lub cev thiab
cov ntshav tau
pub rau kev zam
txim rau kev
ua txhaum.



7

Tom qab ntawd Yexus hais rau Nws cov phooj ywg
hais tias Nws yuav ntxeev siab, thiab lawv yuav
khiav tawm. Peter hais tias, "Kuv yeej yuav khiav
tsis dhau." Yexus hais tias: "Thaum qaib tsis tau
qua, koj yuav lees kuv peb zaug," Yexus hais.




8

Hmo ntawd, Yexus tau mus thov Vajtsv hauv lub vaj Khexemanes. Cov thwjtim kws nrug Nwg moog tsaug zug taag. "O Kuv Leej Txiv," Yexus tau thov Vajtsv, "... Cia lub khob no dhau ntawm Kuv mus. Txawm li cas los xij, tsis yog qhov kuv ua, tab sis raws li Koj siab nyiam."



9

Muaj ib pab neeg coob tau mus rau hauv lub vaj, uas yog Yudas coj. Yexus tsis tawm tsam, tab sis Petus txiav kiag tus txiv neej lub pob ntseg. Ntsiag to, Yexus kov tus txiv neej ntawd lub pob ntseg thiab kho nws zoo. Yexus paub tias Nws raug ntes yog qee yam ntawm Vajtsv lub siab nyiam.



10

Cov neeg coob coob coj Yexus mus rau tus pov thawj hlob lub tsev. Nyob ntawd, cov thawj coj Yuda hais tias Yexus yuav tsum tuag. Nyob ze ntawd, Petus nyob ze ntawm cov tubqhe lub cub tawg thiab saib.



11

Muaj peb zaug neeg ntsia Petus thiab hais tias, "Koj tau nrog Yexus!" Peb zaug uas Petus tsis lees nws, zoo li Yexus hais tias nws yuav ua. Peter txawm hais lus dev thiab cog lus.



12

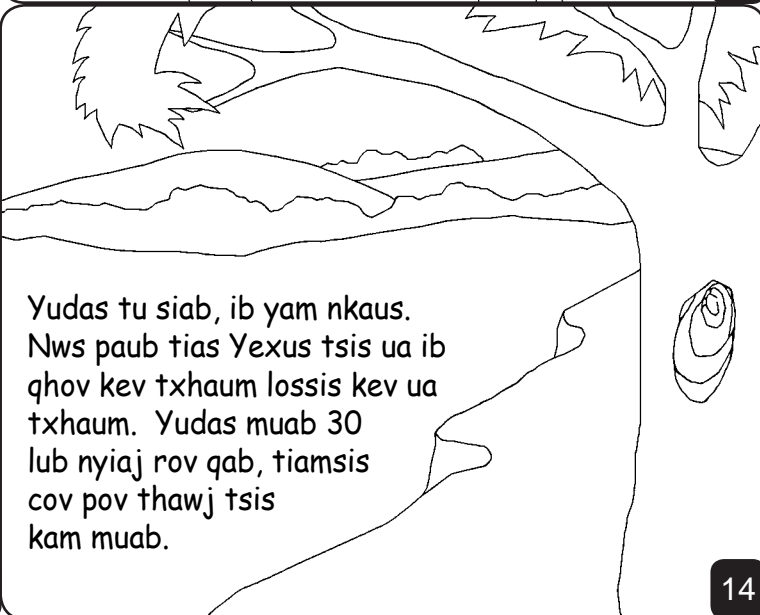
COBA-DOODLE-DOO

Lub sijhawm ntawd, tamsis no qaib txawm qua. Nws zoo li Vajtsv lub suab rau Petus. Petus ncu txug Yexus cov lug, Petus quaj tu sab kawg le.

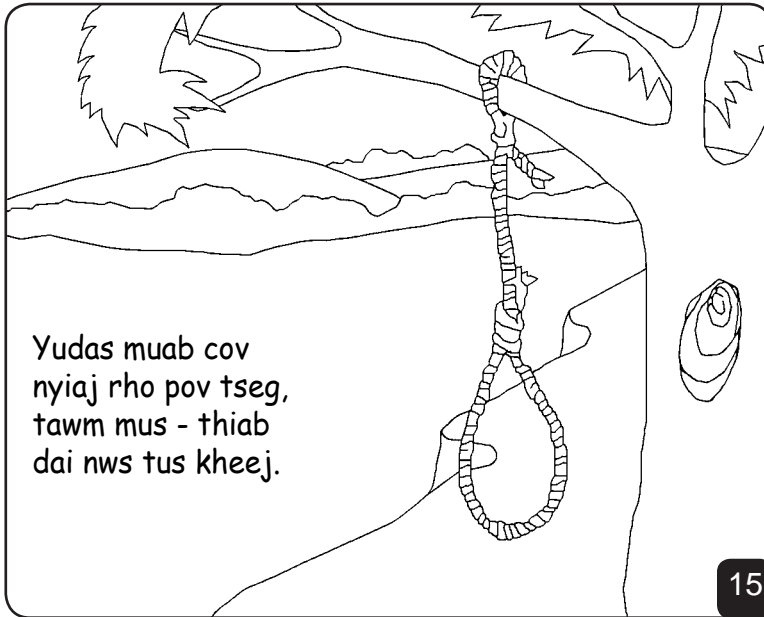


13

Yudas tu siab, ib yam nkaus. Nws paub tias Yexus tsis ua ib qhov kev txhaum lossis kev ua txhaum. Yudas muab 30 lub nyiaj rov qab, tiamsis cov pov thawj tsis kam muab.

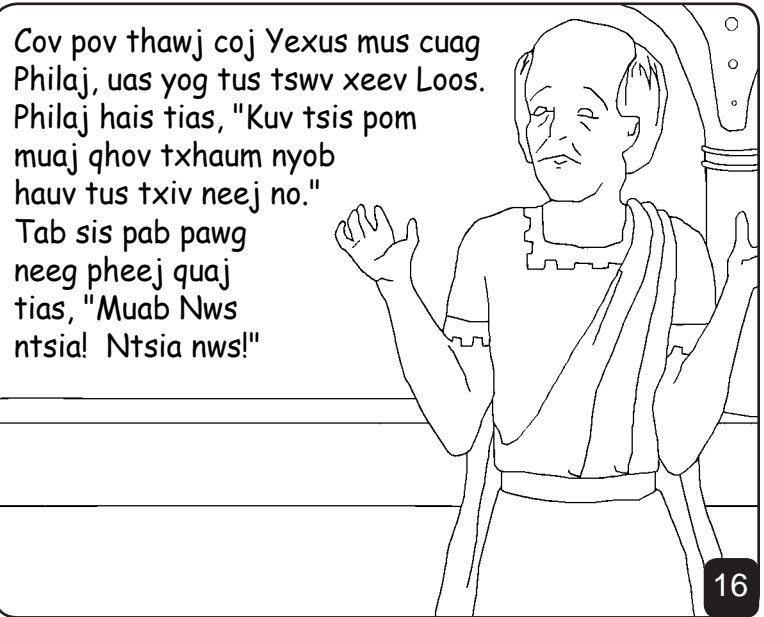


14




Yudas muab cov nyiaj rho pov tseg, tawm mus - thiab dai nws tus kheej.

15



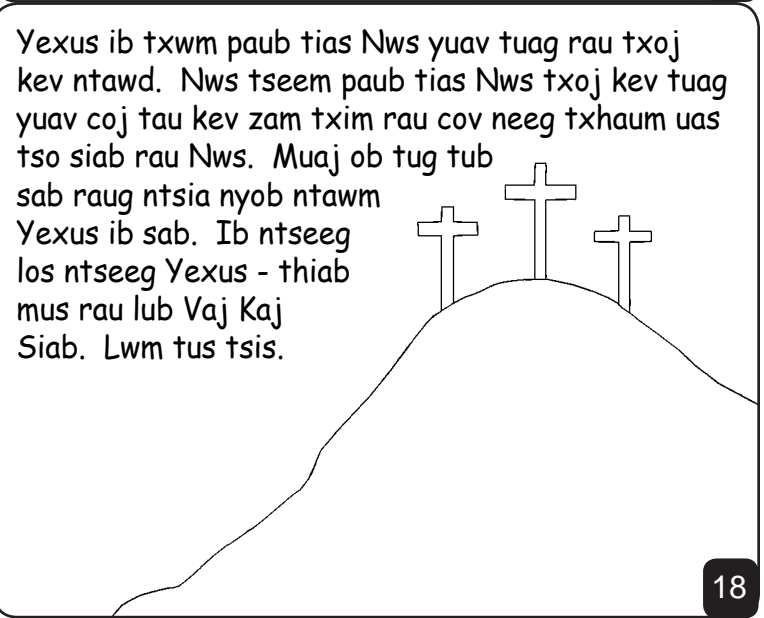
Cov pov thawj coj Yexus mus cuag Philaj, uas yog tus tswv xeev Loos. Philaj hais tias, "Kuv tsis pom muaj qhov txhaum nyob hauv tus txiv neej no." Tab sis pab pawg neeg pheej quaj tias, "Muab Nws ntsia! Ntsia nws!"

16



Thaum kawg Philaj ua txhum, hab muab Tswv Yexus tua rua sau ntoo khaublig. Cov tub rog tau xuas Yexus nplawm, thiab nto qaub ncaug rau Nws. Lawv muab ntoo pos ua ntev looj ua nws taubhau thiab chob nws taubhau. Tom qab ntawd lawv muab ntsia hlau los ntsia ntoo Khaublig kom tuag.

17



Yexus ib txwm paub tias Nws yuav tuag rau txoj kev ntawd. Nws tseem paub tias Nws txoj kev tuag yuav coj tau kev zam txim rau cov neeg txhaum uas tso siab rau Nws. Muaj ob tug tub sab raug ntsia nyob ntawm Yexus ib sab. Ib ntseeg los ntseeg Yexus - thiab mus rau lub Vaj Kaj Siab. Lwm tus tsis.

18



Tom qab kev txom nyem ntau teev, Yexus hais tias, "Tiav lawm lauj," thiab tuag. Nws cov haujlwm ua tiav. Cov phooj ywg tau muab nws faus rau hauv ib lub qhov ntxa.

19



Ces cov tub rog Roman muab kaw thiab zov lub ntxa. Tam sim no tsis muaj leej twg tuaj yeem nkag mus rau hauv - lossis tawm tau.


20

Yog hais tias qhov no tau
 xaus rau zaj dab neeg, nws
 yuav tu siab npaum li cas.
 Tabsis Vaajtswv ua tau
 qee yaam zoo kawg
 le. Tswv Yexus
 tsis tau tuag!



21

Thaum sawv ntxov ntxov hnuv
 ib ntawm ib thiv, Yexus cov
 thwjtim qee leej pom daim
 lag zeb tshem ntawm
 lub ntxa. Thaum lawv
 saib mus rau sab
 hauv, Yexus tsis
 nyob ntawd
 lawm.



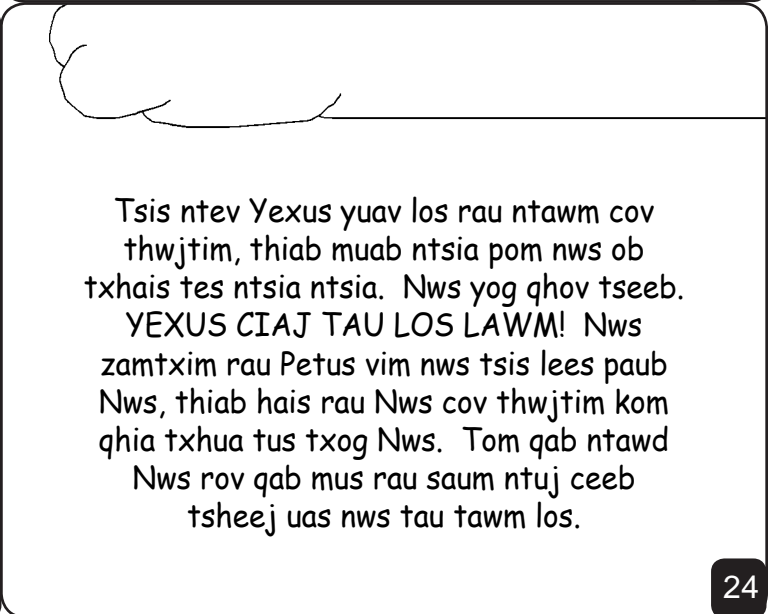
22

Muaj ib tug poj niam nyob twjywm, quaj
 tom qhov ntxa. Yexus los tshwm
 rau nws pom! Nws maj nroos rov
 qab mus qhia lwm tus thwjtim.
 "YEXUS CIAJ TAU LOS!
 YEXUS KHWV LOS COJ
 LOS TUAG LOS TUAG
 TUAG!"



23

Tsis ntev Yexus yuav los rau ntawm cov
 thwjtim, thiab muab ntsia pom nws ob
 txhais tes ntsia ntsia. Nws yog qhov tseeb.
 YEXUS CIAJ TAU LOS LAWV! Nws
 zamtxim rau Petus vim nws tsis lees paub
 Nws, thiab hais rau Nws cov thwjtim kom
 qhia txhua tus txog Nws. Tom qab ntawd
 Nws rov qab mus rau saum ntuj ceeb
 tsheej uas nws tau tawm los.



24

Thawj Hnuv Easter

Ib zaj dab neeg los ntawm Vajtswv Txojlus,
 phau Vajlugkub,

yog pom hauv

Mathais 26-28, Lukas 22-24,
 Yauhas 13-21

"Qhov kev nkag ntawm Koj Cov Lus muab teeb."
 Ntawv Nkauj 119:130

25

Qhov Xaus

54



60

26

Cov dab neeg hauv phau Vaj Lug Kub Npaiv
Npaum no qhia peb txog peb tus Vajtswv uas zoo kawg
nkaus uas tau tsim peb thiab tus uas xav kom koj paub Nws.

Vajtswv paub peb tau ua ntau yam tsis zoo, uas Nws hu ua kev
txhaum. Txuj kev rau txim rua kev txhum yog kev tuag, tabsis
Vaajtswv hlab koj kawg nkaus le Nwg txhaj le xaa Nwg ibleeg tub,
Yexus, lug tuag sau ntoo khaublig, hab rau txim rua koj tej kev
txhum. Tom qab ntawd Yexus sawv rov qab los thiab rov mus tsev
saum qaum ntuj! Yog koj ntseeg Yexus hab thov kuas Nwg zaam
koj lub txim, Nwg yuav ua! Nws yuav los nyob hauv koj tam
sim no, thiab koj yuav tau nrog Nws nyob tas mus li.

Yog koj ntseeg tias qhov no yog qhov tseeb, hais li no rau Vajtswv:
Nyob zoo Yexus, Kuv ntseeg tias koj yog Vajtswv, thiab tau los ua
tus txivneej tuag theej kuv lub txhoj, thiab nimno koj rov muaj
txoj sia nyob. Thov nkag rau hauv kuv lub neej thiab zam kuv lub
txim, kom kuv muaj txoj sia tshiab tam sim no, thiab muaj ib
hnuv mus nrog Koj nyob tas mus li. Pab kuv kom ua raws koj
thiab nyob rau Koj raws li koj tus menyua. Anees.

Nyeem Vajluskub thiab nrog Vajtswv tham txhua hnuv! Yauhas 3:16