


Ntawv Vajtswv rau Menyوام
kev nthuav qhia



Saum Ntuj
Ceeb Tsheej,
Vajtswv Lub
Tsev Zoo
Nkauj



Sau los ntawm: Edward Hughes

Piav qhia los ntawm: Lazarus
Alastair Paterson

Los Ntawm: Sarah S.

Txhais los ntawm: www.christian-translation.com

Ua los ntawm: Bible for Children
www.M1914.org

©2021 Bible for Children, Inc.


Daim Ntawv Tso Cai: Koj muaj cai luam lossis luam zaj dab neeg no,
tsuav yog koj tsis muag nws.



Thaum Yexus nyob hauv ntiaj teb Nws
qhia Nws cov thwj tim txog Ntuj Ceeb
Tsheej. Nws tau hu nws
"Kuv Txiv Lub Tsev",
thiab hais tias muaj
ntau lub tsev
loj nyob ntawd.




Lub tsev dav yog lub tsev loj, zoo nkauj.
Ntuj yog tus loj dua thiab zoo nkauj dua
ib lub tsev hauv ntiav teb no.



Yexus hais tias, "Kuv mus npaj chaw rau koj. Thiab yog kuv mus tu chaw tseg rau koj, Kuv yuav rov qab los thiab txais koj mus rau Kuv tus Kheej."




Yexus tau mus saum ntuj Ceebtsheej,
Tomqab Nws sawv hauv qhov tuag rov qab
los. Thaum Nws cov thwjtim saib, Yexus
raug coj mus lawm, thiab ib tau huab los
lees nws ntawm
lawv qhov
muag.

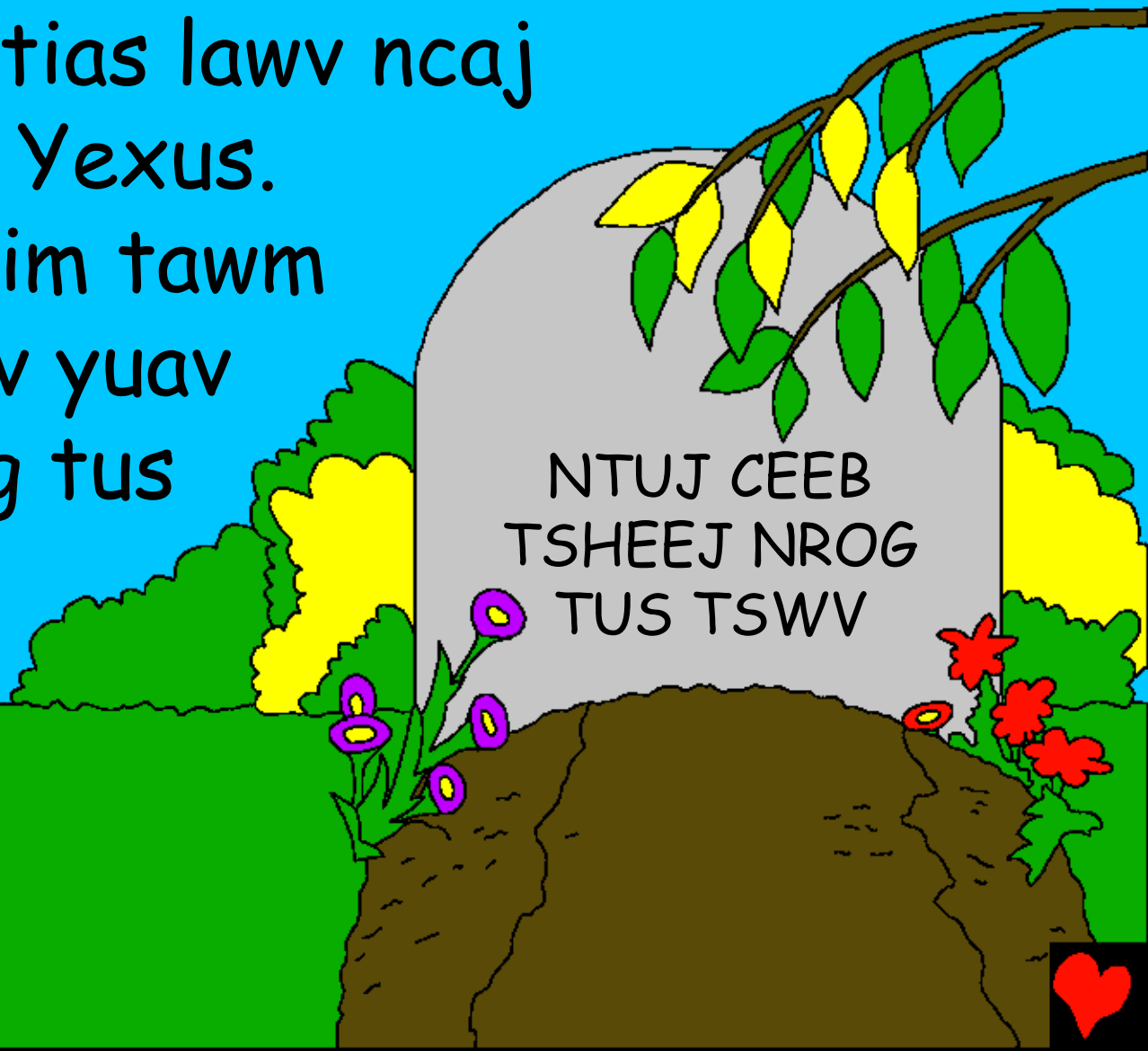


Txij thaum ntawd los, cov ntseeg nco
txog Yexus cov lus cog tseg tias yuav
rov qab los thiab txais lawv.


Yexus hais tias Nws yuav
rov qab los sai sai,
thaum tsis muaj
kev cia siab.




Tab sis ua cas cov ntseeg uas tuag ua
ntej nws yuav los? Cov ntawv
Vajtswv hais tias lawv ncaj
qha mus nrog Yexus.
Yuav kom ncaim tawm
ntawm lub cev yuav
tsum tau nrog tus
Tswv nyob.



Tshwmsim, phoo ntawv kawg huv phau
Vaajlugkub, qha peb tas Ntuj
Ceebtsheej zoo npaum le caag.



Qhov zoo tshaj plaws yuav tsum yog,
ntawd, tshwj xeeb, ntuj yog Tswv Ntuj
lub tsev. Vaj tswv nyob txhua qhov
chaw, tab sis Nws lub zwm txwv
nyob saum ntuj.



Tub txib saum ntuj thiab lwm leej lwm
tus neeg teev Tswv Ntuj hwm Tswv
Ntuj nyob saum ntuj. Yog li
ua txhua tus ntawm Vajtswv
cov neeg uas tau tuag thiab
ploj mus rau Saum Ntuj
Ceeb Tsheej.
Lawv hu
nkauj tshwj
xeeb qhuas
Vajtswv.



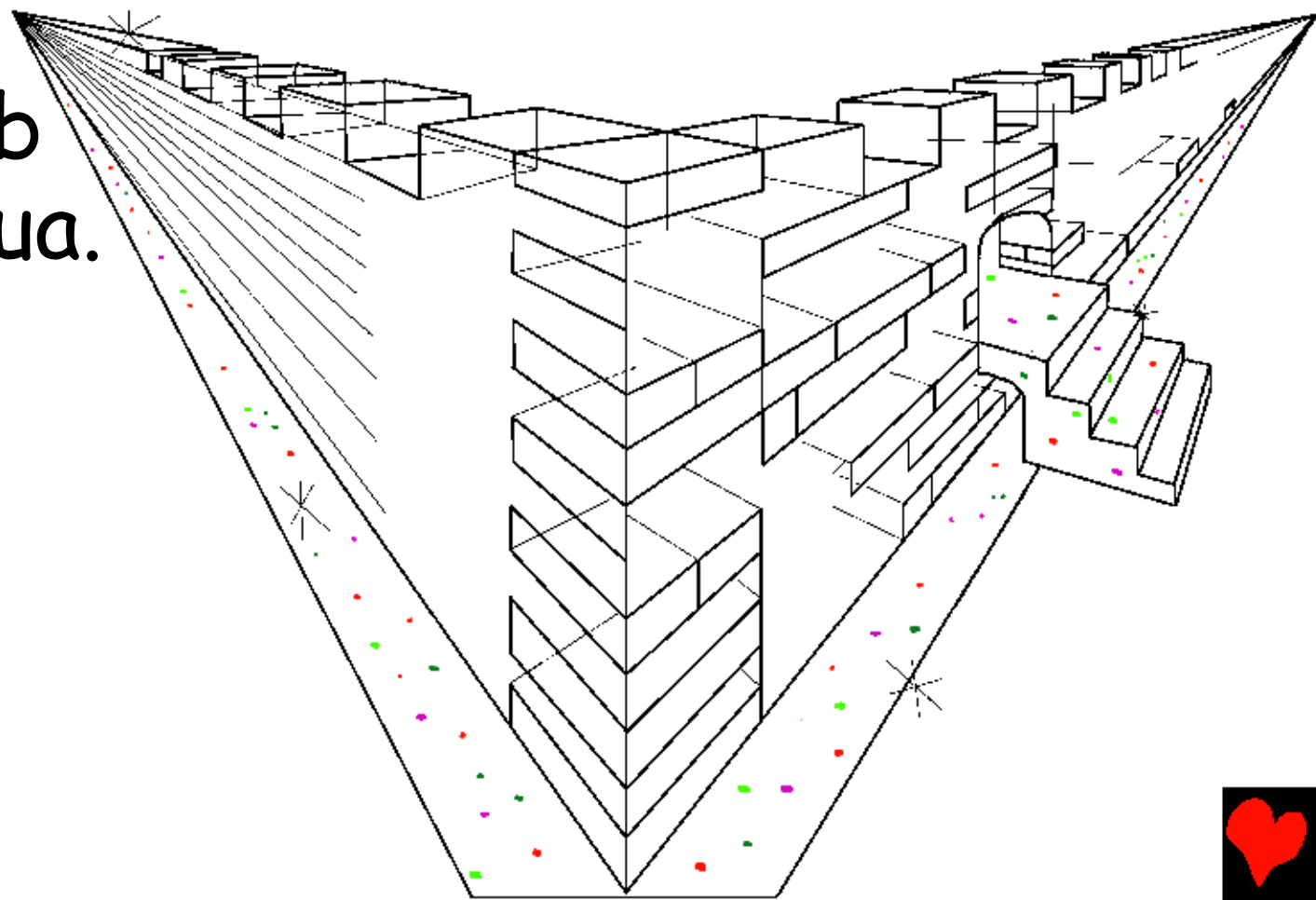
Nov yog qee cov lus los ntawm ib zaj
nkauj lawv hu nkauj: KOJ UA ZOO RAU
KOJ TAU TXUJ CI RAU
PEB HAIS TXOG KOJ
DAWB LOS NTAWM
TXHEEJ TXHEEM ...



... Txhua haiv neeg thiab ib haiv
neeg thiab tau tsim peb cov
Vaj Thiab PRIESTS
RAU PEB VAJT SWV.
(Rev. 5:9)

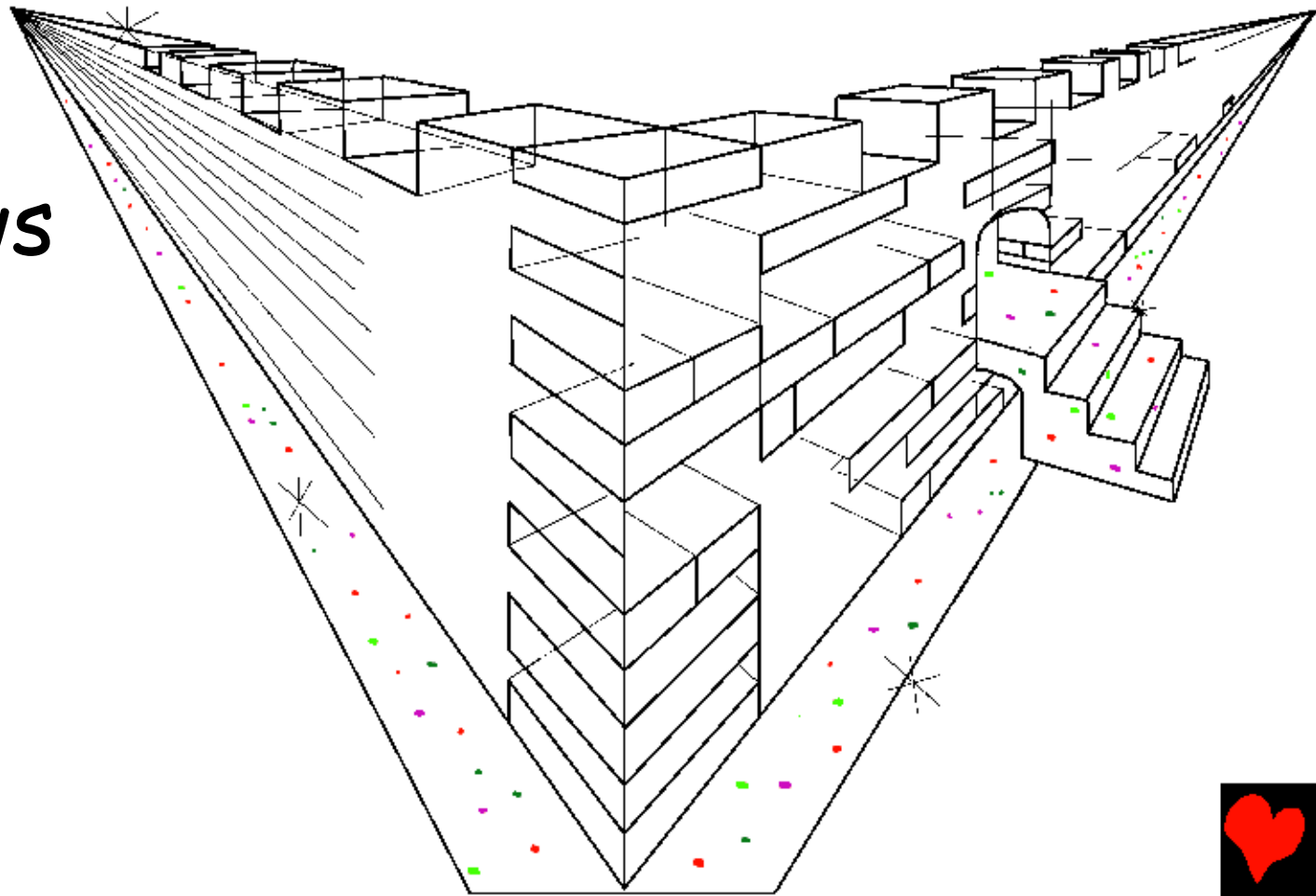


Phab kawg ntawm phau Vajlugkub hais txog
Qaum Ntuj li "Tus Tshiab Yeluxalees".
Nws yog tus heev, loj heev, nrog lub phab
ntsa siab sab nraud. Phab ntsa yog ntawm
jasper pob
zeb, ntshiab
li siv lead ua.




Cov hniav nyiaj hniav kub thiab cov pob
zeb muaj nuj nqi npog lub hauv paus
ntawm phab ntsa, ci ntsa iab nrog cov
xim zoo nkauj. Txhua lub nroog cov rooj


vag tau ua
los ntawm
ib lub hlaws
loj loj!



Cov rooj vag muaj pearly zoo tsis kaw.
Tso rau hauv thiab saib ib puag ncig ...
WOW!



Ntuj Ceeb tsheej haj yam zoo nkauj dua.
Lub nroog yog xuas kub, zoo li iav ntshiab.
Txawm tias txoj hauv kev yog ua los
ntawm kub.



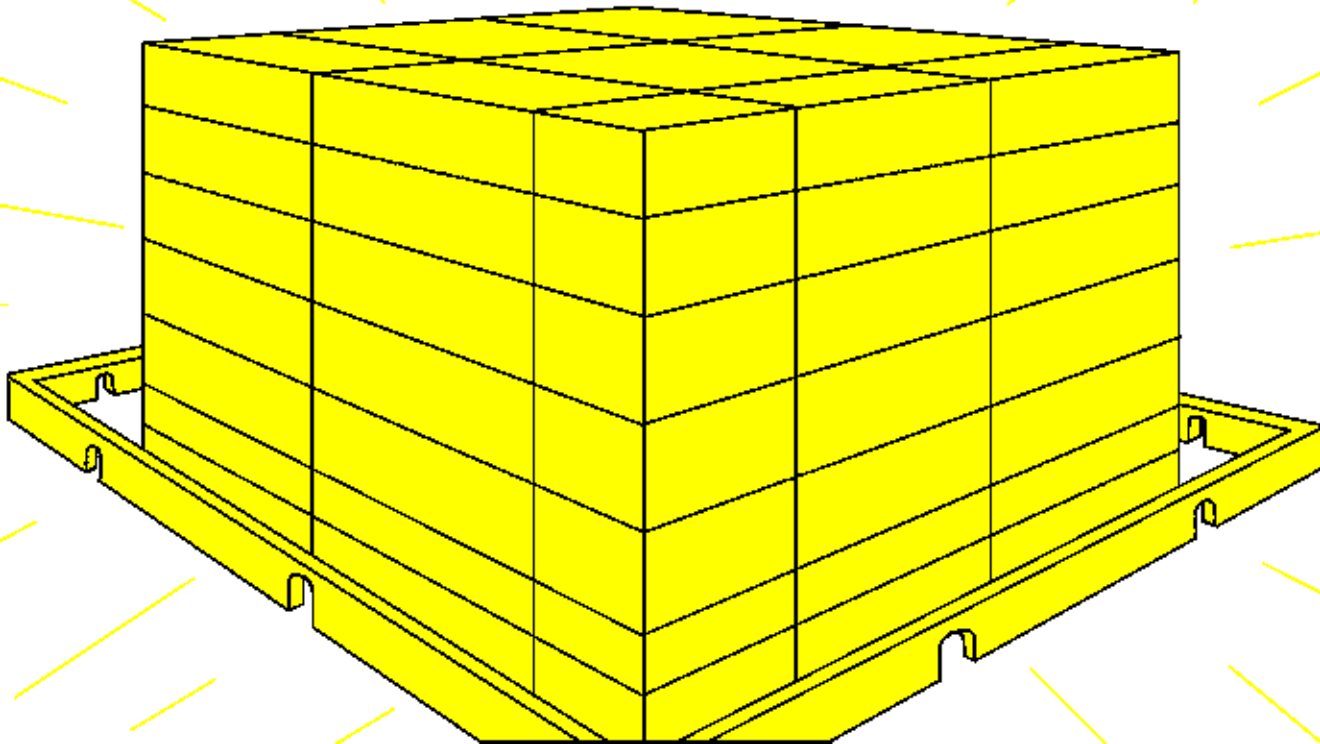
Tus dej ntwis zoo nkauj thiab ntshiab hauv
cov dej ntawm lub neej ntwis los ntawm
Vajtsuv lub zwm txwv. Ntawm ob sab
ntug dej yog tsob ntoo uas cawm neeg, uas
tau pom thawj zaug hauv lub Vaj Edees.




Tsob ntoo no tshwj xeeb heev. Nws ris kaum ob hom txiv ntoo, ib hom sib txawv txhua lub hlis. Thiab cov nplooj ntawm tsob ntoo ntawm lub neej yog kho rau cov haiv neeg.




Lub ntuj tsis xav tau lub hnuv lossis
lub hli rau qhov pom kev. Vajtswv lub
tshwj xeeb ci ntsa iab ua rau nws muaj
lub teeb ci zoo heev. Nwg tsi muaj mo
ntuj ntawd le.



Txawm tias cov tsiaj nyob saum ntuj
puav leej txawv. Lawv txhua tus nyeg
thiab nyiam phooj ywg. Hma thiab
menyuam yaj noj zaub ua ke.



Txawm yog muaj tsov ntxhuav tsov
ntxhuav los noj quav nyab ib yam li nyuj.
Tus Tswv hais tias, "Lawv yuav tsis ua
kom mob lossis ua kom puam tsuaj thoob
plaws kuv lub roob dawb huv."



Thaum peb saib ib puag ncig, peb pom
tias muaj ntau yam uas poob saum ntuj
los. Tsis muaj ib lo
lus npau taws twg
tau hnov ib zaug.
Tsis muaj leej
twg ntaus los
yog ua qia dub.



Tsis muaj xauv rau ntawm lub qhov rooj,
vim tsis muaj tub sab nyob saum Ntuj.


Tsis muaj cov neeg
dag, neeg tua neeg,
cov neeg dag lwm
tus, lossis lwm
cov neeg siab
phem. Tsis muaj
kev txhaum dab
tsi ntawm Ntuj.



Nyob Saum ntuj nrog Vajtswv
nyob tsis muaj kua muag dua.
Qee zaum, Vajtswv cov neeg
quaj vim kev mob siab hauv
lub neej no. Nyob sau ceeb
tsheej, Tswv Ntuj yuav so
txhua lub kua muag.



Qhov zoo tshaj plaws, Saum ntuj ceeb
tsheej yog rau cov tub thiab ntxhais
(thiab cov neeg laus) uas tau ntseeg
Yexus Khetos ua
lawv tus Cawm
Seej thiab tau
mloog Nws li
lawv tus Tswv.



Qhov zoo tshaj plaws, Saum ntuj ceeb
tsheej yog rau cov tub thiab ntxhais
(thiab cov neeg laus) uas tau ntseeg
Yexus Khetos ua lawv tus Cawm
Seej thiab tau mloog Nws li
lawv tus Tswv.




Nyob Saum Ntuj Ceeb Tsheej muaj ib phau ntawv hu ua menyuam Yaj Phau Ntawv Muaj Txoj Sia. Nws yog tag nrho ntawm cov neeg lub npe. Koj puas paub leej twg sau nws lub npe rau ntawd? Txhua tug tuabneeg kws tso sab rua Yexus.


Koj lub npe puas nyob rau ntawd?



Phau Vaj Lug Kub cov lus kawg
txog ntuj ceeb tsheej yog ib
txoj kev caw zoo.



"Thiab tus Ntsuj Plig thiab tus nkauj
nyab hais tias, 'Cia li los!' Thiab cia tus
uas tau hnov hais tias 'Los!' Thiab txhua
tus uas xav tau, cia nws haus cov dej
cawm siav."



Saum Ntuj Ceeb Tsheej,
Vajtswv Lub Tsev Zoo Nkauj

Ib zaj dab neeg los ntawm Vajtswv
Txojlus, phau Vajlugkub,

yog pom hauv

Yauhas 14; 2 Khaulee 5;
Tshwm Sim 4, 21, 22

"Qhov kev nkag ntawm Koj Cov Lus
muab teeb." Ntawv Nkauj 119:130



Qhov Xaus



Cov dab neeg hauv phau Vaj Lug Kub Npaiv
Npaum no qhia peb txog peb tus Vajtswv uas
zoo kawg nkaus uas tau tsim peb thiab tus uas
xav kom koj paub Nws.

Vajtswv paub peb tau ua ntau yam tsis zoo, uas
Nws hu ua kev txhaum. Txuj kev rau txim rua
kev txhum yog kev tuag, tabsis Vaajtswv hlub
koj kawg nkaus le Nwg txhaj le xaa Nwg ibleeg
tub, Yexus, lug tuag sau ntoo khaublig, hab rau
txim rua koj tej kev txhum. Tom qab ntawd
Yexus sawv rov qab los thiab rov mus tsev saum
qaum ntuj! Yog koj ntseeg Yexus hab thov kuas
Nwg zaam koj lub txim, Nwg yuav ua! Nws yuav
los nyob hauv koj tam sim no, thiab koj yuav tau
nrog Nws nyob tas mus li.



Yog koj ntseeg tias qhov no yog qhov tseeb,
hais li no rau Vajtswv:

Nyob zoo Yexus, Kuv ntseeg tias koj yog
Vajtswv, thiab tau los ua tus txivneej tuag
theej kuv lub txhoj, thiab nimno koj rov muaj
txoj sia nyob. Thov nkag rau hauv kuv lub neej
thiab zam kuv lub txim, kom kuv muaj txoj sia
tshiab tam sim no, thiab muaj ib hnuv mus nrog
Koj nyob tas mus li. Pab kuv kom ua raws koj
thiab nyob rau Koj raws li koj tus menyuam.
Amees.

Nyeem Vajluskub thiab nrog Vajtswv tham
txhua hnuv! Yauhas 3:16

