

# Ntawv Vajtswv rau Menyuum kev nthuav qhia



Saum Ntuj  
Ceeb Tsheej,  
Vajtswv Lub  
Tsev Zoo  
Nkauj



Sau los ntawm: Edward Hughes  
Piav qhia los ntawm: Lazarus  
Alastair Paterson  
Los Ntawm: Sarah S.


Txhais los ntawm: [www.christian-translation.com](http://www.christian-translation.com)  
Ua los ntawm: Bible for Children  
[www.M1914.org](http://www.M1914.org)

BFC  
PO Box 3  
Winnipeg, MB R3C 2G1  
Canada


©2021 Bible for Children, Inc.

Daim Ntawv Tso Cai: Koj muaj cai luam lossis luam zaj dab neeg no,  
tsuav yog koj tsis muag nws.

Thaum Yexus nyob hauv ntiag teb Nws qhia Nws cov  
thwj tim txog Ntuj Ceeb Tsheej. Nws tau hu nws  
"Kuv Txiv Lub Tsev", thiab hais tias muaj ntau lub  
tsev loj nyob ntawd. Lub tsev dav  
yog lub tsev loj, zoo nkauj.  
Ntuj yog tus loj dua  
thiab zoo nkauj dua  
ib lub tsev hauv  
ntiag teb no.



Yexus hais tias, "Kuv mus npaj chaw rau koj. Thiab yog kuv mus tu chaw tseg rau koj, Kuv yuav rov qab los thiab txais koj mus rau Kuv tus Kheej." Yexus tau mus saum ntuj Ceebtsheej, Tomqab Nws sawv hauv qhov tuag rov qab los. Thaum Nws cov thwjtim saib, Yexus raug coj mus lawm, thiab ib tau huab los lees nws ntawm lawv qhov muag.




3

Txij thaum ntawd los, cov ntseeg nco txog Yexus cov lus cog tseg tias yuav rov qab los thiab txais lawv. Yexus hais tias Nws yuav rov qab los sai sai, thaum tsis muaj kev cia siab. Tab sis ua cas cov ntseeg uas tuag ua ntej nws yuav los? Cov ntawv Vajtswv hais tias lawv ncaj qha mus nrog Yexus. Yuav kom ncaim tawm ntawm lub cev yuav tsum


tau nrog tus Tswv nyob.

NTUJ CEEB  
TSHEEJ NROG  
TUS TSWV



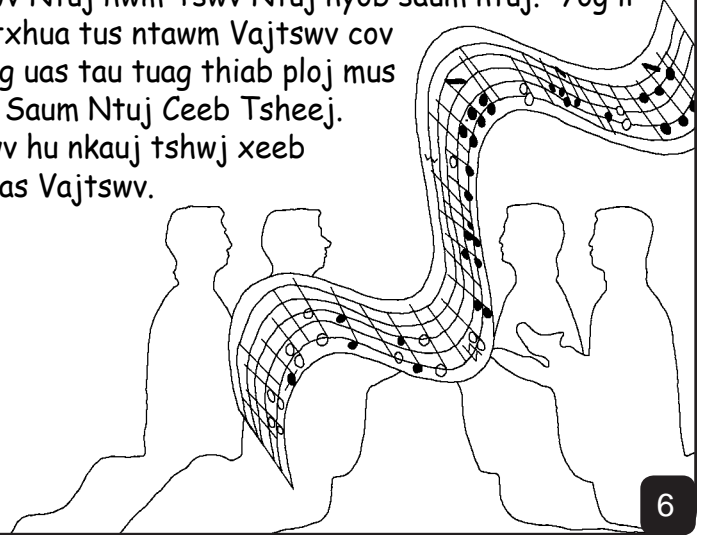
4

Tshwmsim, phoo ntawv kawg huv phau Vaajlugkub, qha peb tas Ntuj Ceebtsheej zoo npaum le caag. Qhov zoo tshaj plaws yuav tsum yog, ntawd, tshwj xeeb, ntuj yog Tswv Ntuj lub tsev. Vaj tswv nyob txhua qhov chaw, tab sis Nws lub zwm txwv nyob saum ntuj.



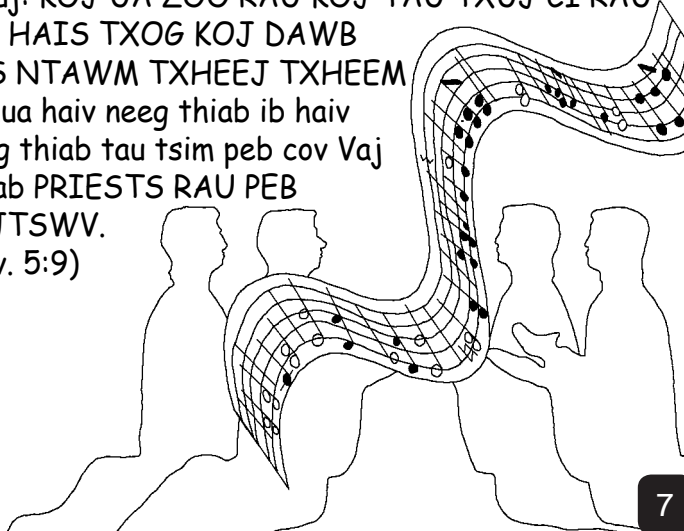
5

Tub txib saum ntuj thiab lwm leej lwm tus neeg teev Tswv Ntuj hwm Tswv Ntuj nyob saum ntuj. Yog li ua txhua tus ntawm Vajtswv cov neeg uas tau tuag thiab ploj mus rau Saum Ntuj Ceeb Tsheej. Lawv hu nkauj tshwj xeeb qhuas Vajtswv.



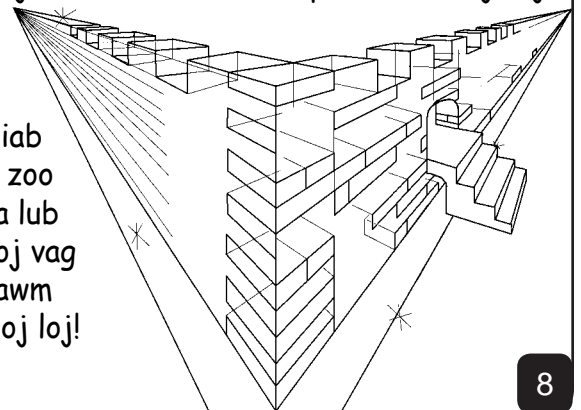
6

Nov yog qee cov lus los ntawm ib zaj nkauj lawv hu nkauj: KOJ UA ZOO RAU KOJ TAU TXUJ CI RAU PEB HAIS TXOG KOJ DAWB LOS NTAWM TXHEEJ TXHEEM Txhua haiv neeg thiab ib haiv neeg thiab tau tsim peb cov Vaj Thiab PRIESTS RAU PEB VAJTSWV. (Rev. 5:9)




7

Phab kawg ntawm phau Vajlugkub hais txog Qaum Ntuj li "Tus Tshiab Yeluxalees". Nws yog tus heev, loj heev, nrog lub phab ntsa siab sab nraud. Phab ntsa yog ntawm jasper pob zeb, ntshiab li siv lead ua. Cov hniav nyiaj hniav kub thiab cov pob zeb muaj nuj nqi npog lub hauv paus ntawm phab ntsa, ci ntsa iab nrog cov xim zoo nkauj. Txhua lub nroog cov rooj vag tau ua los ntawm ib lub hlaws loj loj!



8

Cov rooj vag muaj pearly zoo tsis kaw. Tso rau hauv thiab saib ib puag ncig ... WOW! Ntuj Ceeb tsheej haj yam zoo nkauj dua. Lub nroog yog xuas kub, zoo li iav ntshiab. Txawm tias txoj hauv kev yog ua los ntawm kub.



9

Tus dej ntwz zoo nkauj thiab ntshiab hauv cov dej ntawm lub neej ntwz los ntawm Vajtsv lub zwm txwv. Ntawm ob sab ntug dej yog tsob ntoo uas cawm neeg, uas tau pom thawj zaug hauv lub Vaj Edees. Tsob ntoo no tshwj xeeb heev. Nws ris kaum ob hom txiv ntoo, ib hom sib txawv txhua lub hlis. Thiab cov nplooj ntawm tsob ntoo ntawm lub neej yog kho rau cov haiv neeg.




10

Lub ntuj tsis xav tau lub hnuv lossis lub hli rau qhov pom kev. Vajtsv lub tshwj xeeb ci ntsa iab ua rau nws muaj lub teeb ci zoo heev. Nwg tsi muaj mo ntuj ntawd le.



11

Txawm tias cov tsiaj nyob saum ntuj puav leej txawv. Lawv txhua tus nyeg thiab nyiam phooj ywg. Hma thiab menyua yaj noj zaub ua ke. Txawm yog muaj tsov ntxhuav tsov ntxhuav los noj quav nyab ib yam li nyuj. Tus Tswv hais tias, "Lawv yuav tsis ua kom mob lossis ua kom puam tsuaj thoob plaws kuv lub roob dawb huv."



12

Thaum peb saib ib puag ncig, peb pom tias muaj ntau yam uas poob saum ntuj los. Tsis muaj ib lo lus npau taws twg tau hnov ib zaug. Tsis muaj leej twg ntaus los yog ua qia dub. Tsis muaj xauv rau ntawm lub qhov rooj, vim tsis muaj tub sab nyob saum Ntuj. Tsis muaj cov neeg dag, neeg tua neeg, cov neeg dag lwm tus, lossis lwm cov neeg siab phem. Tsis muaj kev txhaum dab tsi ntawm Ntuj.



13

Nyob Saum ntuj nrog Vajtsv nyob tsis muaj kua muag dua. Qee zaum, Vajtsv cov neeg quaj vim kev mob siab hauv lub neej no. Nyob sau ceeb tsheej, Tswv Ntuj yuav so txhua lub kua muag.



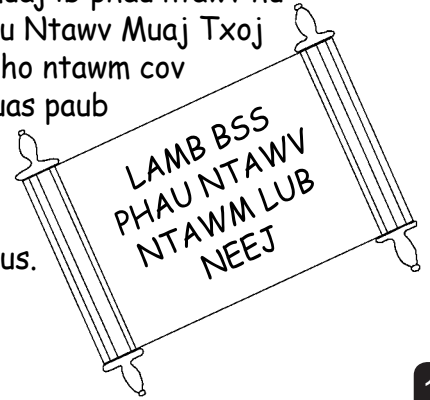
14

Qhov zoo tshaj plaws, Saum ntuj ceeb tsheej yog rau cov tub thiab ntxhais (thiab cov neeg laus) uas tau ntseeg Yexus Khetos ua lawv tus Cawm Seej thiab tau mloog Nws li lawv tus Tswv.



15


Qhov zoo tshaj plaws, Saum ntuj ceeb tsheej yog rau cov tub thiab ntxhais (thiab cov neeg laus) uas tau ntseeg Yexus Khetos ua lawv tus Cawm Seej thiab tau mloog Nws li lawv tus Tswv. Nyob Saum Ntuj Ceeb Tsheej muaj ib phau ntawv hu ua menyuam Yaj Phau Ntawv Muaj Txoj Sia. Nws yog tag nrho ntawm cov neeg lub npe. Koj puas paub leej twg sau nws lub npe rau ntawd? Txhua tug tuabneeg kws tso sab rua Yexus.



Koj lub npe puas nyob rau ntawd?

16

Phau Vaj Lug Kub cov lus kawg txog ntuj ceeb tsheej yog ib txoj kev caw zoo. "Thiab tus Ntsuj Plig thiab tus nkauj nyab hais tias, 'Cia li los!' Thiab cia tus uas tau hnov hais tias 'Los!' Thiab txhua tus uas xav tau, cia nws haus cov dej cawm siav."



17

Saum Ntuj Ceeb Tsheej,  
Vajtswv Lub Tsev Zoo Nkauj

Ib zaj dab neeg los ntawm Vajtswv Txojlus,  
phau Vajlugkub,

yog pom hauv

Yauhas 14; 2 Khaulee 5;  
Tshwm Sim 4, 21, 22

"Qhov kev nkag ntawm Koj Cov Lus muab teeb."  
Ntawv Nkauj 119:130

18

Qhov Xaus

60



60

19

Cov dab neeg hauv phau Vaj Lug Kub Npaiv Npaum no qhia peb txog peb tus Vajtswv uas zoo kawg nkaus uas tau tsim peb thiab tus uas xav kom koj paub Nws.

Vajtswv paub peb tau ua ntau yam tsis zoo, uas Nws hu ua kev txhaum. Txuj kev rau txim rua kev txhum yog kev tuag, tabsis Vaajtswv hlub koj kawg nkaus le Nwg txhaj le xaa Nwg ibleeg tub, Yexus, lug tuag sau ntoo khaublig, hab rau txim rua koj tej kev txhum. Tom qab ntawd Yexus sawv rov qab los thiab rov mus tsev saum qaum ntuj! Yog koj ntseeg Yexus hab thov kuas Nwg zaam koj lub txim, Nwg yuav ua! Nws yuav los nyob hauv koj tam sim no, thiab koj yuav tau nrog Nws nyob tas mus li.

Yog koj ntseeg tias qhov no yog qhov tseeb, hais li no rau Vajtswv: Nyob zoo Yexus, Kuv ntseeg tias koj yog Vajtswv, thiab tau los ua tus txivneej tuag theej kuv lub txhoj, thiab nimno koj rov muaj txoj sia nyob. Thov nkag rau hauv kuv lub neej thiab zam kuv lub txim, kom kuv muaj txoj sia tshiab tam sim no, thiab muaj ib hnub mus nrog Koj nyob tas mus li. Pab kuv kom ua raws koj thiab nyob rau Koj raws li koj tus menyuam. Anees.

Nyeem Vajluskub thiab nrog Vajtswv tham txhua hnub! Yauhas 3:1

20