

Ntawv Vajtswv rau Menyuum  
kev nthuav qhia

Thawj Hnub  
Easter



Sau los ntawm: Edward Hughes

Piav qhia los ntawm: Janie Forest  
Alastair Paterson

Los Ntawm: Lyn Doerksen

Txhais los ntawm: [www.christian-translation.com](http://www.christian-translation.com)

Ua los ntawm: Bible for Children  
[www.M1914.org](http://www.M1914.org)

©2021 Bible for Children, Inc.

Daim Ntawv Tso Cai: Koj muaj cai luam lossis luam zaj dab neeg no,  
tsuav yog koj tsis muag nws.




Tus poj niam sawv ntawm lub  
roob siab tsis nrov,  
nws lub qhov muag  
tu siab ntsia mus  
rau qhov chaw  
txaus ntshai.  
Nws tus  
Tub tuag.



Leej niam yog Maiv  
Liag, thiab nws sawv  
ze ze ntawm qhov  
chaw uas Yexus  
raug ntsia rau  
saum ntoo  
khaub lig.



Qhov xwm txheej  
no tshwm sim tau  
licas? Ua li cas  
Yexus thiaj  
yuav zam  
tau lub  
neej zoo ua  
tej kev phem no?



Yuav ua li cas  
Vajtswv thiaj cia  
Nws tus Tub rau

ntsia rau  
saum ntoo  
khaub lig  
kom tuag  
rau qhov ntawd?

Puas yog Yexus ua  
yuam kev hais tias  
Nws yog Leej twg?

Puas yog Vajtswv ua tsis tiav?



Tsis yog! Vajtswv  
tsis swb. Yexus tsis  
tau ua txhaum dabtsi.  
Yexus yeej ib txwm  
paub tias Nws yuav  
raug cov neeg siab  
phem tua pov tseg.



Txawm hais tias  
thaum Yexus tseem  
yog menyuam mos,  
muaj ib tug yawg laus  
npe hu ua Xime-oo tau  
qhia rau Maivliag tias  
muaj kev nyuaj siab.








Ob peb hnuv uantej  
Yexus yuav raug tua, muaj  
ib tug pojniam tuaj coj roj  
pleev nws ob txhais kotaw.



Cov thwjtim  
yws yws tias,  
"Nws khib nyiab  
nyiaj." Yexus hais  
tias, "Tus pojniam  
ntawd twb ua tau  
haujlwm zoo lawm."

"Nws tau ua nws rau qhov  
faus kuv." Cov lus txawv dab tsi!



Tom qab no, Yudas, uas yog  
Yexus ib tug ntawm kaum  
ob tug thwjtim, tau pom  
zoo muab Yexus rau  
cov povthawj 30  
lub nyiaj.




Thaum cov Yudais ua  
Kevcai Hla Dhau, Yexus  
nrog nws cov thwjtim noj  
mov kawg thiab. Nws qhia  
ntau yam zoo heev txog  
Vajtswv thiab Nws cov lus  
cog tseg rau cov uas  
hlab Nws.



Tom qab ntawd Yexus  
muab cov mov mog thiab  
ib khob rau lawv coj mus  
faib. Cov no yog kom lawv  
nco qab tias Yexus lub cev  
thiab cov ntshav tau pub  
rau kev zam txim  
rau kev  
ua txhaum.



Tom qab ntawd Yexus hais rau Nws cov phooj ywg hais tias Nws yuav ntxeev siab, thiab lawv yuav khiav tawm. Peter hais tias, "Kuv yeej yuav khiav tsis dhau." Yexus hais tias: "Thaum qaib tsis tau qua, koj yuav lees kuv peb zaug," Yexus hais.



Hmo ntawd, Yexus  
tau mus thov  
Vajtswv hauv lub  
vaj Khexemanes.  
Cov thwjtim kws  
nrug Nwg moog  
tsaug zug taag.




"O Kuv Leej Txiv,"  
Yexus tau thov  
Vajtswv, "... Cia  
lub khob no dhau  
ntawm Kuv mus.  
Txawm li cas los  
xij, tsis yog qhov  
kuv ua, tab sis raws  
li Koj siab nyiam."






Muaj ib pab neeg coob tau  
mus rau hauv lub vaj, uas  
yog Yudas coj. Yexus tsis  
tawm tsam, tab sis Petus  
txiav kiag tus txiv neej  
lub pob ntseg.



Ntsiag to, Yexus kov tus txiv  
neej ntawd lub pob ntseg  
thiab kho nws zoo. Yexus  
paub tias Nws raug ntes  
yog qee yam ntawm  
Vajtswv lub siab nyiam.




Cov neeg coob coob coj Yexus mus rau  
tus pov thawj hlob lub tsev. Nyob ntawd,  
cov thawj coj Yudai  
hais tias Yexus  
yuav tsum tuag.  
Nyob ze ntawd,  
Petus nyob ze  
ntawm cov  
tubqhe lub  
cub tawg  
thiab saib.



Muaj peb zaug neeg ntsia Petus thiab  
hais tias, "Koj tau nrog Yexus!" Peb  
zaug uas Petus tsis  
lees nws, zoo li  
Yexus hais tias nws  
yuav ua. Peter  
txawm hais  
lus dev thiab  
cog lus.

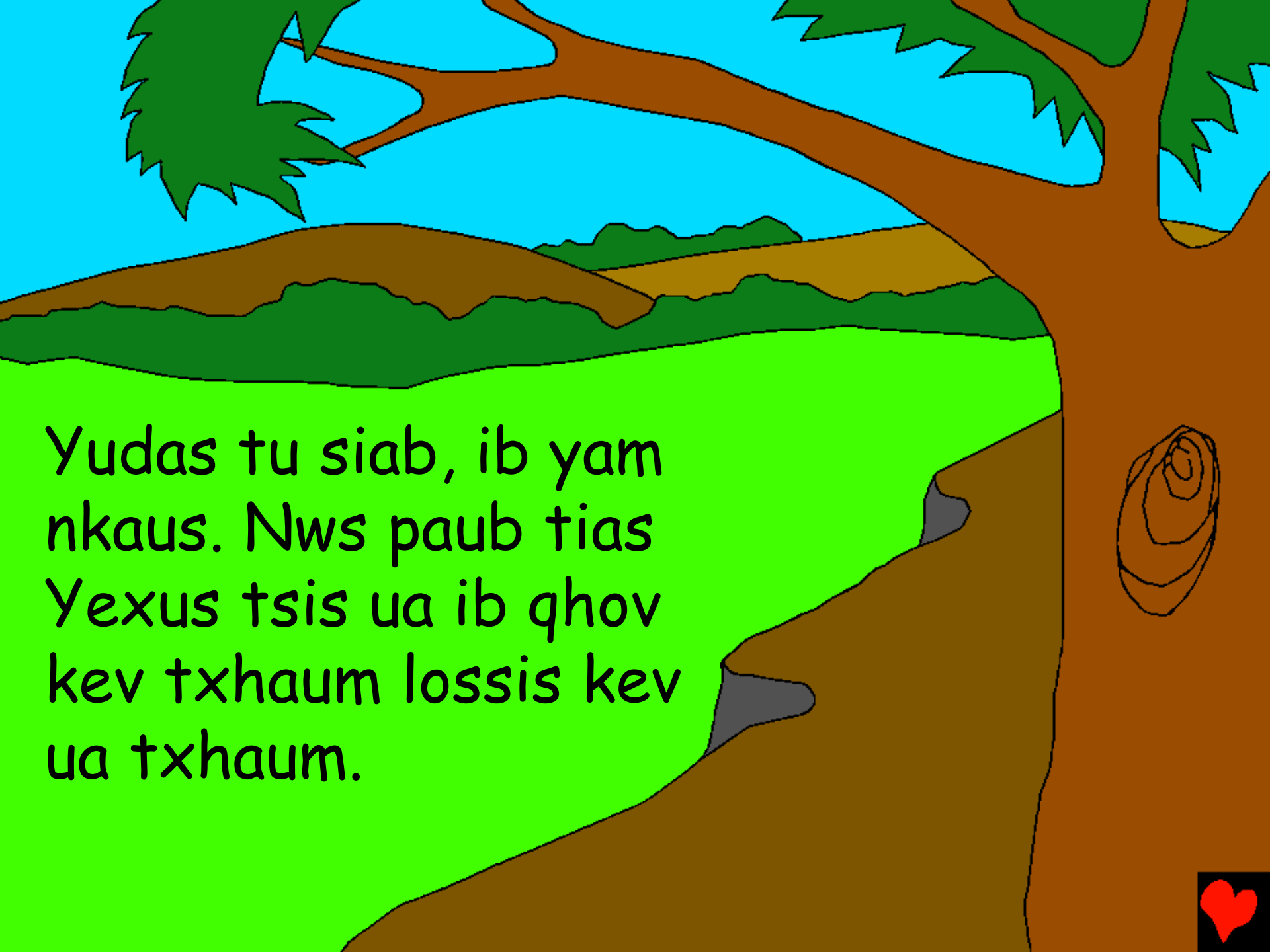


COB-A-DOODLE-DOO



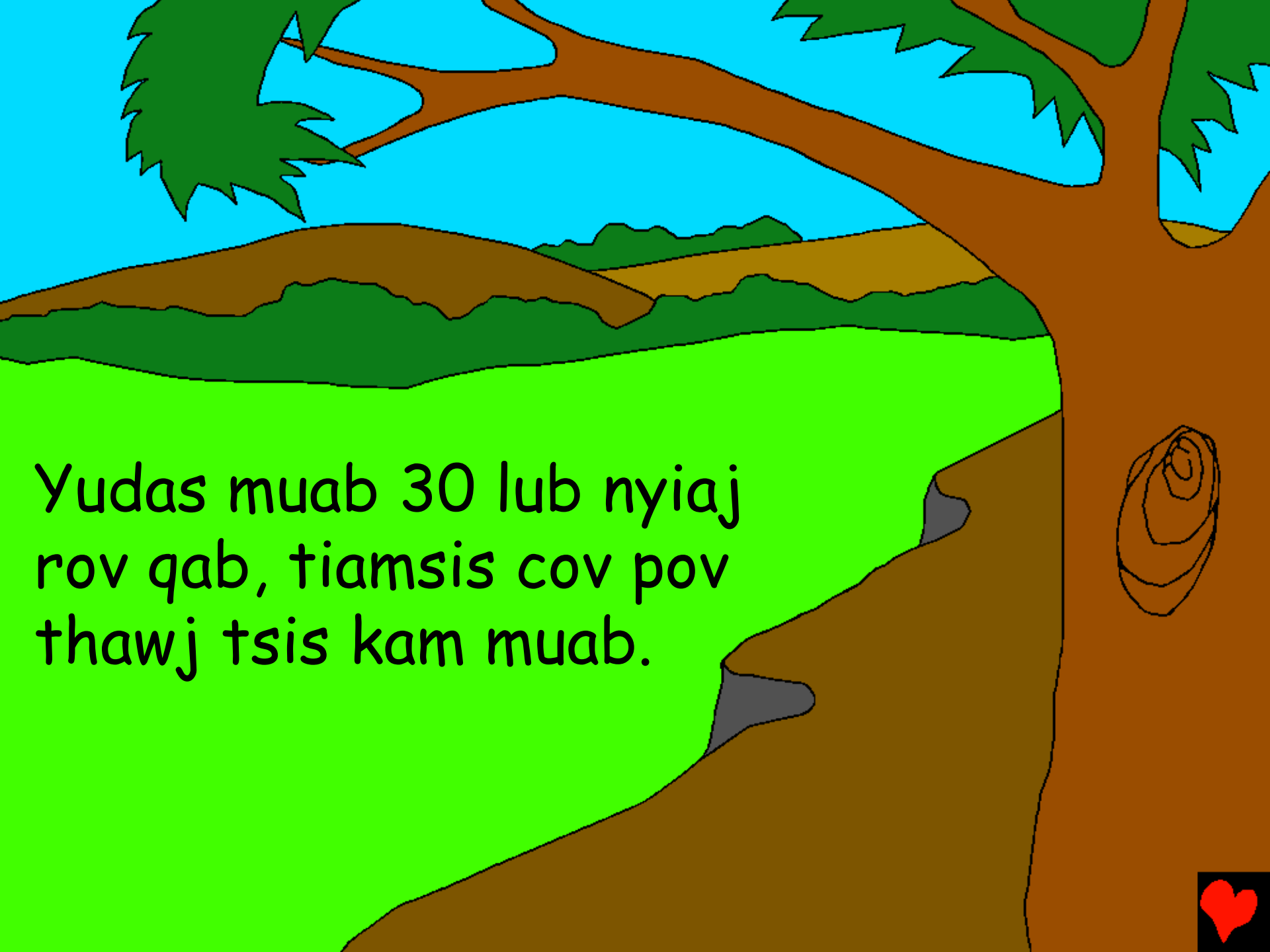
Lub sijhawm ntawd,  
tamsis no qaib txawm  
qua. Nws zoo li  
Vajtswv lub suab rau  
Petus. Petus ncu txug  
Yexus cov lug, Petus  
quaj tu sab kawg le.






Yudas tu siab, ib yam  
nkaus. Nws paub tias  
Yexus tsis ua ib qhov  
kev txhaum lossis kev  
ua txhaum.





Yudas muab 30 lub nyiaj  
rov qab, tiamsis cov pov  
thawj tsis kam muab.





Yudas muab cov  
nyiaj rho pov tseg,  
tawm mus - thiab  
dai nws tus kheej.






Cov pov thawj coj Yexus  
mus cuag Philaj, uas yog  
tus tswv xeev Loos.




Philaj hais tias, "Kuv tsis pom muaj qhov txhaum nyob hauv tus txiv neej no." Tab sis pab pawg neeg pheej quaj tias, "Muab Nws ntsia! Ntsia nws!"




Thaum kawg Philaj ua txhum,  
hab muab Tswv Yexus tua  
rua sau ntoo khaublig. Cov  
tub rog tau xuas Yexus  
nplawm, thiab nto qaub  
ncaug rau Nws.




Lawv muab ntoo pos ua ntev  
looj ua nws taubhau thiab  
chob nws taubhau. Tom qab  
ntawd lawv muab ntsia hlau  
los ntsia ntoo Khaublig  
kom tuag.



Yexus ib txwm paub tias Nws yuav tuag  
rau txoj kev ntawd. Nws tseem paub  
tias Nws txoj kev tuag yuav coj tau kev  
zam txim rau cov neeg  
txhaum uas tso  
siab rau Nws.



Muaj ob tug tub sab raug ntsia nyob  
ntawm Yexus ib sab. Ib ntseeg  
los ntseeg Yexus - thiab  
mus rau lub Vaj Kaj  
Siab. Lwm tus tsis.



Tom qab kev txom nyem  
ntau teev, Yexus hais  
tias, "Tiav lawm lauj,"  
thiab tuag. Nws  
cov haujlwm  
ua tiav.

Cov phooj ywg  
tau muab nws  
faus rau hauv ib  
lub qhov ntxa.



Ces cov tub rog Roman  
muab kaw thiab zov  
lub ntxa. Tam sim  
no tsis muaj leej  
twg tuaj yeem  
nkag mus rau  
hauv - lossis  
tawm tau.





Yog hais tias qhov no tau  
xaus rau zaj dab neeg,  
nws yuav tu siab  
npaum li cas.

Tab sis Vaajtswv  
ua tau qee yaam  
zoo kawg le.


Tswv Yexus  
tsis tau tuag!



Thaum sawv ntxov ntxov  
hnuv ib ntawm ib thiv,  
Yexus cov thwjtim  
qee leej pom daim  
lag zeb tshem  
ntawm lub ntxa.



Thaum lawv saib  
mus rau sab hauv,  
Yexus tsis nyob  
ntawd lawm.




Muaj ib tug poj niam nyob  
twjywm, quaj tom qhov  
ntxa. Yexus los tshwm  
rau nws pom!



Nws maj nroos rov qab  
mus qhia lwm tus thwjt看.  
"YEXUS CIAJ TAU LOS!  
YEXUS KHWV LOS COJ  
LOS TUAG LOS  
TUAG TUAG!"





Tsis ntev Yexus yuav los rau ntawm cov  
thwjtim, thiab muab ntsia pom nws ob  
txhais tes ntsia ntsia. Nws yog qhov  
tseeb. YEXUS CIAJ TAU LOS LAWM!  
Nws zamtxim rau Petus vim nws tsis lees  
paub Nws, thiab hais rau Nws cov  
thwjtim kom qhia txhua tus txog Nws.  
Tom qab ntawd Nws rov qab mus rau saum  
ntuj ceeb tsheej uas nws tau tawm los.



# Thawj Hnub Easter

Ib zaj dab neeg los ntawm Vajtswv  
Txojlus, phau Vajlugkub,

yog pom hauv

Mathais 26-28, Lukas 22-24,  
Yauhas 13-21

"Qhov kev nkag ntawm Koj Cov Lus  
muab teeb." Ntawv Nkauj 119:130



Qhov Xaus





Cov dab neeg hauv phau Vaj Lug Kub Npaiv  
Npaum no qhia peb txog peb tus Vajtswv uas  
zoo kawg nkaus uas tau tsim peb thiab tus uas  
xav kom koj paub Nws.

Vajtswv paub peb tau ua ntau yam tsis zoo, uas  
Nws hu ua kev txhaum. Txuj kev rau txim rua  
kev txhum yog kev tuag, tabsis Vaajtswv hlub  
koj kawg nkaus le Nwg txhaj le xaa Nwg ibleeg  
tub, Yexus, lug tuag sau ntoo khaublig, hab rau  
txim rua koj tej kev txhum. Tom qab ntawd  
Yexus sawv rov qab los thiab rov mus tsev saum  
qaum ntuj! Yog koj ntseeg Yexus hab thov kuas  
Nwg zaam koj lub txim, Nwg yuav ua! Nws yuav  
los nyob hauv koj tam sim no, thiab koj yuav tau  
nrog Nws nyob tas mus li.



Yog koj ntseeg tias qhov no yog qhov tseeb,  
hais li no rau Vajtswv:

Nyob zoo Yexus, Kuv ntseeg tias koj yog  
Vajtswv, thiab tau los ua tus txivneej tuag  
theej kuv lub txhoj, thiab nimno koj rov muaj  
txoj sia nyob. Thov nkag rau hauv kuv lub neej  
thiab zam kuv lub txim, kom kuv muaj txoj sia  
tshiab tam sim no, thiab muaj ib hnuv mus nrog  
Koj nyob tas mus li. Pab kuv kom ua raws koj  
thiab nyob rau Koj raws li koj tus menyuam.  
Amees.

Nyeem Vajluskub thiab nrog Vajtswv tham  
txhua hnuv! Yauhas 3:16

